

*The  
Crowning Touch*<sup>®</sup>

---

ARCHITECTURAL DETAIL  
C-O-L-L-E-C-T-I-O-N

# — Production —


---

The Crowning Touch Collection – Architectural Italian Stone, a product for fine interior and exterior design. These products are designed in replication and authenticity to ancient architecture. The Crowning Touch Collection is presented to the Design Trade and to Architectural Specifiers of fine design. The execution of fine design is now combined with the engineering of modern day applications. Installers working with the designer will find this product to be efficient to install resulting dramatic professional results both interior and exterior.

Being in the age of technology, culture, style and majesty of Roman civilisation ancient splendours still retain an uncommon fascination. Inspired by the above awareness, through modern state-of-the-art techniques TAM has reproduced “Roman Antiquity” applying the concept to exciting furnishing and interior design solutions.

World’s finest natural stone “dusts” carefully selected from premium grade quarries blend to achieve a wide collection of items such as columns, capitals, vases, tables, fireplaces, mirror-frames and custom-made products.

A multiple selection of decorative accents blend with ceramic tile backgrounds to yield exceptional results.



*The Crowning Touch*  
ARCHITECTURAL DETAIL  
C-O-L-L-E-C-T-I-O-N

by

  
TECNOARTMARM  
ITALY



The ongoing quest for quality is at the core of Tecno Art Marmi's strategy embracing the entire company's system. Tecno Art Marmi has chosen to certify its quality system according to UNI EN ISO 9001 standards.

Products have been tested and certified by registered institutes following national and international requirements.

Products are guaranteed to be frost proof as well as resistant to fire, domestic chemical agents and swimming pool additives.



# Test

TEST RESULT	ASTM TEST	REQUIRED	TAM
Absorption by weight %	C97	0,2% Max	0,17
Density & bulk specific gravity	C97	2595 Kg/m <sup>3</sup>	2583 Kg/m <sup>3</sup>
Rupture modulus	C99	7 MPa MIN	16,1 MPa
Compressive strength	C170	52MPa MIN	76,2 MPa
Abrasion index	C241	10,00	9,2
Knoop hardness	C849	1280 Mpa	259 Mpa
Flexural strength	C880	7 MPa MIN	16,6 MPa
Resistance to salt corrosion using SO <sup>2</sup> (PH<3)	Din 50021 class	-	Positively passed
Ageing due to chemical-physical erosion	NF T30 049	-	Positively passed

Composite material shows very good behavior to flame resistance as surface propagation does not last and suddenly stops. No specimen change is observed other than black smoke during the test.

# Product Information

## Product type

**T** = Travertine Marble

**TA** = Antique Travertine

**CF** = French Country Style

**MR** = Marble

**CT** = Terracotta

**GA** = Metal

## Price Code

 Sold per piece

 Sold per linear metre

 Sold per square metre

A 30% price increase should be applied to any structural change.

# Liners and special items




# — Liners and special items

---

025



01 T 81 cm. 10X30 - inch. 4" x 12"



**01 T 01 GS**  
 cm. 19x19  
 inch. 7 1/2" x 7 1/2"



**01 T 01** cm. 11,5x33 - inch. 4 1/2" x 13"

**01 T 01 AE**  
 cm. 11,5x1,5  
 inch. 4 1/2" x 3/5"



**01 T 02 GS**  
 cm. 6x6  
 inch. 2 3/8" x 2 3/8"



**01 T 02** cm. 6x33 - inch. 2 3/8" x 13"



**01 T 02 AE**  
 cm. 6x2  
 inch. 2 3/8" x 3/4"



**01 T 03** cm. 7x20 - inch. 2 3/4" x 8"



**01 T 04 GS**  
 cm. 10x10  
 inch. 4" x 4"



**01 T 04** cm. 10x33 - inch. 4" x 13"



**01 T 04 AE**  
 cm. 10x2  
 inch. 4" x 3/4"



**01 T 07** cm. 6x20 - inch. 2 3/8" x 8"




**01 T 09** cm. 9x20 - inch. 3 1/2" x 8"



**01 T 10** cm. 6x20 - inch. 2 3/8" x 8"




# — Liners and special items



**01 T 11** cm. 8x20 - inch. 3 1/8" x 8" 014

**01 T 15 GS**  
cm. 13x13  
inch. 5 1/8" x 5 1/8"



**01 T 15** cm. 9x20 - inch. 3 1/2" x 8" 015

**01 T 15 AE**  
cm. 9x4,5  
inch. 3 1/2" x 1 3/4"



**01 T 16** cm. 6x33 - inch. 2 3/8" x 13" 020

**01 T 18 GS**  
cm. 8x8  
inch. 3 1/8" x 3 1/8"



**01 T 18** cm. 4x33 - inch. 1 5/8" x 13" 020

**01 T 18 AE**  
cm. 4x5  
inch. 1 5/8" x 2"



**01 T 19 GS**  
cm. 6x6  
inch. 2 3/8" x 2 3/8"



**01 T 19** cm. 6x30 - inch. 2 3/8" x 12" 020

**01 T 19 AE**  
cm. 6x2  
inch. 2 3/8" x 3/4"



**01 T 20 GS**  
cm. 6x6  
inch. 2 3/8" x 2 3/8"



**01 T 20** cm. 6x30 - inch. 2 3/8" x 12" 020

**01 T 20 AE**  
cm. 6x2  
inch. 2 3/8" x 3/4"



**01 T 26** cm. 9,5x40,5 - inch. 3 3/4" x 16" 020





01 T 29 cm. 10x30 - inch. 4" x 12"




01 T 30 cm. 8x20 - inch. 3 1/8" x 8"



01 T 35 cm. 6x20 - inch. 2 3/8" x 8"



01 T 38 GS  
cm. 7,5x7,5  
inch. 3" x 3"



01 T 38 cm. 5x30 - inch. 2" x 12"



01 T 38 AE  
cm. 5x1,5  
inch. 2" x 3/5"



01 T 43 GS  
cm. 5x5  
inch. 2" x 2"



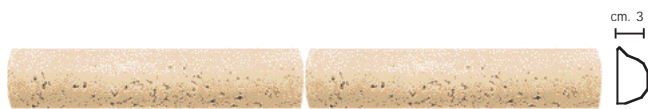
01 T 43 cm. 5x20 - inch. 2" x 8"



01 T 43 AE  
cm. 5x2  
inch. 2" x 3/4"



01 T 48 cm. 3x33 - inch. 1 1/5" x 13"



01 T 49 cm. 5x20 - inch. 2" x 8"



01 T 52 GS  
cm. 10x10  
inch. 4" x 4"



01 T 52 cm. 10x20 - inch. 4" x 8"



# — Liners and special items



**01 T 53** cm. 12x33 - inch. 4 3/4" x 13" 025

**01 T 55 GS**  
cm. 6x6  
inch. 2 3/8" x 2 3/8"



**01 T 55** cm. 6x30 - inch. 2 3/8" x 12"

**01 T 55 AE**  
cm. 6x4  
inch. 2 3/8" x 1 5/8"

012

020

007

**01 T 56 GS G**  
cm. 23x23  
inch. 9" x 9"



**01 T 56** cm. 13,5x35,5 - inch. 5 1/3" x 14" 036

**01 T 56 CV**  
cm. 19,5x19,5  
inch. 7 2/3" x 7 2/3"

036

036

**01 T 56 GS**  
cm. 21x21  
inch. 8 1/4" x 8 1/4"




**01 T 56** cm. 13,5x35,5 - inch. 5 1/3" x 14" 036

031

036

**01 T 57 GS**  
cm. 15x15  
inch. 6" x 6"



**01 T 57** cm. 9x30 - inch. 3 1/2" x 12"

**01 T 57 AE**  
cm. 9x1,5  
inch. 3 1/2" x 3/5"




007

020

020

**01 T 58 GS**  
 cm. 13x13  
 inch. 5 1/8" x 5 1/8"

017



**01 T 58** cm. 11,5x33 - inch. 4 1/2" x 13"

025

**01 T 58 AE**  
 cm. 13x4  
 inch. 5 1/8" x 1 5/8"

007



**01 T 59** cm. 6x33 - inch. 2 3/8" x 13"

020



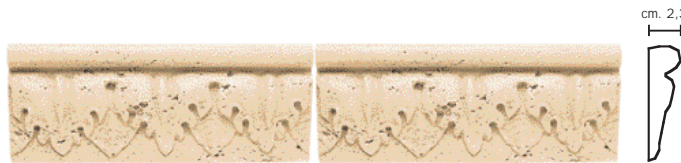
**01 T 60** cm. 10x33 - inch. 4" x 13"

022



**01 T 65** cm. 10x25 - inch. 4" x 10"

020



**01 T 66** cm. 8x20 - inch. 3 1/8" x 8"

020



**01 T 67** cm. 3x20 - inch. 1 1/5" x 8"

008

**01 T 69 GS**  
 cm. 12x12  
 inch. 4 3/4" x 4 3/4"

022



**01 T 69** cm. 12x20 - inch. 4 3/4" x 8"

022

**01 T 69 AE**  
 cm. 12x2  
 inch. 4 3/4" x 3/4"

007

# — Liners and special items

---



01 T 152 cm. 5x30 - inch. 2" x 12"

018



01 T 71 cm. 8x20 - inch. 3 1/8" x 8"

014





01 T 70 cm. 3x33 - inch. 1 1/5" x 13"



01 T 71 cm. 8x20 - inch. 3 1/8" x 8"




01 T 75 GS  
cm. 10x10  
inch. 4" x 4"



01 T 75 cm. 10x33 - inch. 4" x 13"



01 T 75 AE  
cm. 10x1,5  
inch. 4" x 3/5"



01 T 77 cm. 9x33 - inch. 3 1/2" x 13"



01 T 77 AE  
cm. 10x2  
inch. 4" x 3/4"



01 T 78 GS  
cm. 10,5x10,5  
inch. 4 1/8" x 4 1/8"



01 T 78 cm. 10,5x20 - inch. 4 1/8" x 8"



01 T 78 AE  
cm. 10,5x2  
inch. 4 1/8" x 3/4"



01 T 79 cm. 8x20 - inch. 3 1/8" x 8"



01 T 80 cm. 10,5x25 - inch. 4 1/8" x 10"



01 T 81 cm. 10x30 - inch. 4" x 12"



01 T 82 cm. 10x30 - inch. 4" x 12"



01 T 82 AE  
cm. 10x2  
inch. 4" x 3/4"



# — Liners and special items


---

**01 T 92 GS**  
cm. 11x11  
inch. 4 1/3" x 4 1/3"



**01 T 92 AE**  
cm. 11x3  
inch. 4 1/3" x 1 1/5"



**01 T 92**  
cm. 11x20  
inch. 4 1/3" x 8" 





**01 T 87** cm. 13,5x35 - inch. 5 1/3" x 13 3/4"



028

**01 T 87 AE**  
cm. 13,5x2  
inch. 5 1/3" x 3/4"



007

**01 T 88 GS**  
cm. 25x25  
inch. 10" x 10"



031



**01 T 88** cm. 7,5x25 - inch. 3" x 10"



020



**01 T 88 AI**  
cm. 7,5x5  
inch. 3" x 2"



017



**01 T 88 AE**  
cm. 7,5x1,5  
inch. 3" x 3/5"



007



**01 T 89** cm. 10x30 - inch. 4" x 12"



020

**01 T 90 GS**  
cm. 8x8  
inch. 3 1/8" x 3 1/8"



015



**01 T 90** cm. 8x20 - inch. 3 1/8" x 8"



020



**01 T 90 AE**  
cm. 8x3  
inch. 3 1/8" x 1 1/5"



007



**01 T 91** cm. 15x20 - inch. 6" x 8"



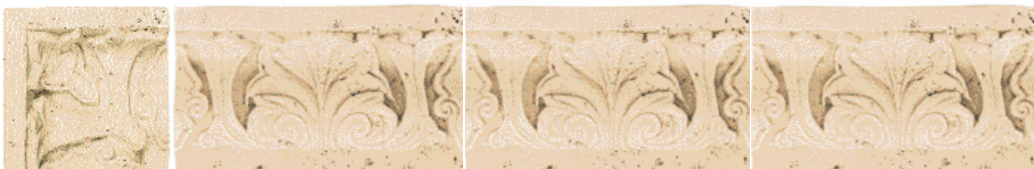
038



**01 T 92 GS**  
cm. 11x11  
inch. 4 1/3" x 4 1/3"



022



**01 T 92** cm. 11x20 - inch. 4 1/3" x 8"



022



**01 T 92 AE**  
cm. 11x3  
inch. 4 1/3" x 1 1/5"



007

# — Liners and special items



01 T 93 cm. 18x30 - inch. 7" x 12"



01 T 94 AE  
cm. 15x4  
inch. 6" x 1 5/8"



01 T 94 cm. 15x40 - inch. 6" x 16"



01 T 94 AI  
cm. 15x6  
inch. 6" x 2 3/8"




01 T 95 cm. 10x4x4 - inch. 4 x 1 5/8" x 1 5/8"



01 T 96 cm. 14x4x4 - inch. 5 1/2" x 1 5/8" x 1 5/8"




01 T 99 GS  
cm. 11x11  
inch. 4 1/3" x 4 1/3"



01 T 99 cm. 9x20 - inch. 3 1/2" x 8"



01 T 99 AE  
cm. 9x2  
inch. 3 1/2" x 3/4"



01 T 102 cm. 6x30 - inch. 2 3/8" x 12"



01 T 105 cm. 6x30 - inch. 2 3/8" x 12"







041

01 T 93 cm. 18x30 - inch. 7" x 12"



# — Liners and special items


**01 T 108 GS**  
 cm. 10x10  
 inch. 4" x 4"  
 012



**01 T 108** cm. 10x30 - inch. 4" x 12"

025

**01 T 108 AE**  
 cm. 10x2  
 inch. 4" x 3/4"  
 007




**01 T 109** cm. 6x20 - inch. 2 3/8" x 8"

018



**01 T 110** cm. 2x20 - inch. 3/4" x 8"

004



**01 T 111** cm. 9x30 - inch. 3 1/2" x 12"

023



**01 T 114** cm. 10x20 - inch. 4" x 8"

017



**01 T 115** cm. 8x15 - inch. 3 1/8" x 6"

011



**01 T 116** cm. 2x30 - inch. 3/4" x 12"

016




**01 T 117** cm. 1,5x20 - inch. 3/5" x 8"

008



**01 T 119 GS**  
 cm. 9,5x9,5  
 inch. 3<sup>3</sup>/<sub>4</sub>" x 3<sup>3</sup>/<sub>4</sub>"



**01 T 119** cm. 6,5X30 - inch. 2<sup>1</sup>/<sub>2</sub>" x 12"



**01 T 120 GS**  
 cm. 3,5x3,5  
 inch. 1<sup>2</sup>/<sub>5</sub>" x 1<sup>2</sup>/<sub>5</sub>"



**01 T 120** cm. 3,5X30 - inch. 1<sup>2</sup>/<sub>5</sub>" x 12"



**01 T 120 AE**  
 cm. 3,5X2,5  
 inch. 1<sup>2</sup>/<sub>5</sub>" x 1"



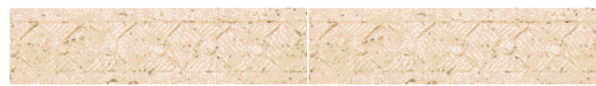
**01 T 121 GS**  
 cm. 2x2  
 inch. 3/4" x 3/4"



**01 T 121** cm. 2X30 - inch. 3/4" x 12"



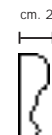
**01 T 121 AE**  
 cm. 2X2,5  
 inch. 3/4" x 1"



**01 T 122** cm. 5X20 - inch. 2" x 8"



**01 T 124** cm. 6x20 - inch. 2<sup>3</sup>/<sub>8</sub>" x 8"



**01 T 125** cm. 10x30 - inch. 4" x 12"



**01 T 126** cm. 11x30 - inch. 4<sup>1</sup>/<sub>3</sub>" x 12"



# – Liners and special items

---



**01 T 137** cm. 8X30 - inch. 3 1/8" x 12"



**025**




**01 T 66** cm. 8x20 - inch. 3 1/8" x 8"




**020**



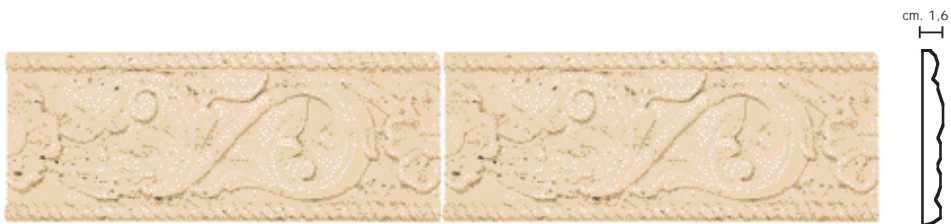


**01 T 128** cm. 6,5x15 - inch. 2<sup>1</sup>/<sub>2</sub>" x 6"  **011**



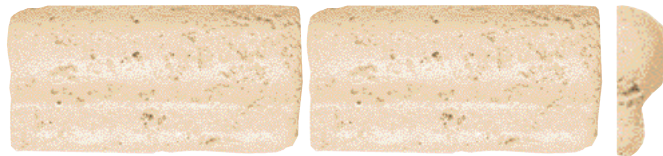
**01 T 129** cm. 10x30 - inch. 4" x 12"

 **025**



**01 T 130** cm. 10x30 - inch. 4" x 12"

 **025**




**01 T 134** cm. 5x10 - inch. 2" x 4"

 **006**

**01 T 134 AE**  
cm. 2X2,5  
inch. 3/4" x 1"

 **006**



**01 T 135** cm. 2X10 - inch. 3/4" x 4"  **004**

**01 T 135 AE**

cm. 2X2  
inch. 3/4" x 3/4"

 **002**



**01 T 136** cm. 10X30 - inch. 4" x 12"

 **025**



**01 T 136 AE**

cm. 10X4  
inch. 4" x 1<sup>5</sup>/<sub>8</sub>"

 **007**

**01 T 137 GS**  
cm. 8x8  
inch. 3<sup>1</sup>/<sub>8</sub>" x 3<sup>1</sup>/<sub>8</sub>"

 **017**



**01 T 137** cm. 8X30 - inch. 3<sup>1</sup>/<sub>8</sub>" x 12"

 **025**



**01 T 137 AE**  
cm. 8X4  
inch. 3<sup>1</sup>/<sub>8</sub>" x 1<sup>5</sup>/<sub>8</sub>"

 **007**

# — Liners and special items




**01 T 139** cm. 4X20 - inch. 2<sup>3</sup>/<sub>8</sub>" x 8"



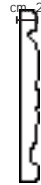
**01 T 139 AE**  
cm. 6X4,5  
inch. 2<sup>3</sup>/<sub>8</sub>" x 1<sup>3</sup>/<sub>4</sub>"



**01 T 140 GS**  
cm. 13X13  
inch. 5<sup>1</sup>/<sub>8</sub>" x 5<sup>1</sup>/<sub>8</sub>"



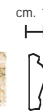
**01 T 140** cm. 11X25 - inch. 4<sup>1</sup>/<sub>3</sub>" x 10"



**01 T 141** cm. 1,5X33 - inch. 3/5" x 13"



**01 T 142** cm. 3,5X20 - inch. 1<sup>2</sup>/<sub>5</sub>" x 8"



**01 T 143** cm. 2X20 - inch. 3/4" x 8"



**01 T 144** cm. 8x20 - inch. 3<sup>1</sup>/<sub>8</sub>" x 8"




**01 T 145** cm. 2x20 - inch. 3/4" x 8"




**01 T 146** cm. 7x20 - inch. 2<sup>3</sup>/<sub>4</sub>" x 8"





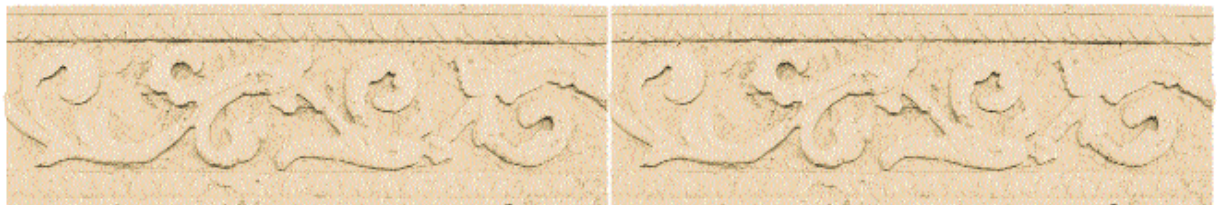
**O1 T 147** cm. 8x20 - inch. 3<sup>1</sup>/<sub>8</sub>" x 8"



**O1 T 148** cm. 10x33 - inch. 4" x 13"



**O1 T 149** cm. 10x30 - inch. 4" x 12"



**O1 T 150** cm. 10x30 - inch. 4" x 12"



**O1 T 151** cm. 5,5x25 - inch. 2<sup>1</sup>/<sub>6</sub>" x 10"



**O1 T 152** cm. 5x30 - inch. 2" x 12"




# — Inserts




**17 T 04 - Maximus** - cm. 20x20 - inch. 8" x 8"



**17 T 06 - Ragusa**  
cm. 7,5x7,5 - inch. 3" x 3"




**17 T 08 - Ovuli**  
cm. 7x7 - inch. 2<sup>3</sup>/<sub>4</sub>" x 2<sup>3</sup>/<sub>4</sub>"



**17 T 10 - Fiore 02**  
cm. 7x7 - inch. 2<sup>3</sup>/<sub>4</sub>" x 2<sup>3</sup>/<sub>4</sub>"



**17 T 11 - Fiore 01**  
cm. 5x5 - inch. 2" x 2"



**17 T 13 - Sirio**  
cm. 8x8 - inch. 3<sup>1</sup>/<sub>8</sub>" x 3<sup>1</sup>/<sub>8</sub>"



**17 T 12 - Andromeda**  
cm. 8x8 - inch. 3<sup>1</sup>/<sub>8</sub>" x 3<sup>1</sup>/<sub>8</sub>"




**17 T 17 - Verona** - cm. 15x15 - inch. 6" x 6"




**17 T 18 - Lucca** - cm. 20x20 - inch. 8" x 8"







**17 T 19 - Tivoli** - cm. 20x20 - inch. 8" x 8"  043



**17 T 30 - Scultura**  
cm. 10x10 - inch. 4" x 4"

 021



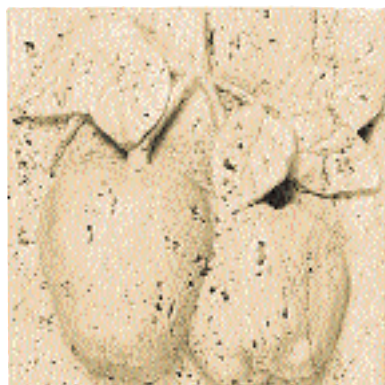
**17 T 44 - Ragusa 2**  
cm. 10x10 - inch. 4" x 4"


 021



**17 T 35 - Pomo**  
cm. 10x10 - inch. 4" x 4"

 021



**17 T 36 - Mele** - cm. 15x15 - inch. 6" x 6"  
 022



**17 T 34 - Tino**  
cm. 10x10 - inch. 4" x 4"

 021



**17 T 39 - Fragola**  
cm. 10x10 - inch. 4" x 4"

 021



**17 T 40 - Ciliegia**  
cm. 10x10 - inch. 4" x 4"

 021



**17 T 41 - Mela**  
cm. 10x10 - inch. 4" x 4"

 021



**17 T 42 - Pere**  
cm. 10x10 - inch. 4" x 4"

 021



**17 T 09 - Uva**  
cm. 10x10 - inch. 4" x 4"

 021

# — Liners and special items

---

Any Travertine decorative accent can be reproduced as  
**Antique Travertine.**





018

01 T 109 cm. 6x20 - inch. 2 3/8" x 8"



# – Liners and special items

Product type

**TA** = Travertino Antico

Antique travertine

Available Colours



**A**



**B**



**C**



**D**



**E**




**F**



**G**



**H**




01 TA 04 D cm. 10x33 - Inch. 4" x 13"

023



# – Liners and special items


---



# Door Surrounds



# — Mouldings and Crown Mouldings —



14 T 02 - Cornice angolare Liscia - cm. 98,5x6x5,5

069



14 T 03 - Ovuli 1 - cm. 99x9,5x2

063



14 T 04 - Ovuli 2 - cm. 100x5,5x2

066



14 T 05 - Cornice angolare Ovuli - cm. 97x5x5

069



14 T 06 - Tevere - cm. 89x26x14

103



14 T 06 AI - Ang. int. Tevere  
cm. 23x23xh.14

103



14 T 06 AE - Ang. est. Tevere  
cm. 23x23xh.14

103





14 T 07 - Tulipano - cm. 100x7x2

062




14 T 08 - Cornice angolare Tulipano - cm. 97,5x6x5


069



# — Mouldings and Crown Mouldings —




**14 T 40**  
Angolare  
scanalato  
cm. 13x13x269  
■ 061



**14 T 17**  
Angolare  
cm. 9x9x222  
■ 057





14 T 09 - Cornice sagomata "A" - cm. 100x20x15

088



14 T 10 - Cornice sagomata "B" - cm. 109x14,5x14,5 - kg. 32,00 - lb. 70,00

081



14 T 11 - Cornice sagomata "C" - cm. 108x10x7 - kg. 10,00 - lb. 22,00


076



# — Mouldings and Crown Mouldings —



14 T 12 - Fascione decorato Giglio - cm. 97x14,5x2,5 - kg. 13,50 - lb. 30,00 ■ 082



14 T 13 - Fascione decorato Rosetta - cm. 83x15,5x4,5 - kg. 22,50 - lb. 50,00 ■ 082




14 T 15 - Ovuli Collarino - cm. 101,5x9,5x2 - kg. 2,50 - lb. 5,50 ■ 070



**14 T 16** - Imbotto - cm. 258x19x6 - kg. 47,00 - lb. 103,50

088




**14 T 18** - Battiscopa - cm. 100x9,5x2 - kg. 7,00 - lb. 14,40

070



**14 T 22** - Cornice sagomata "E" - cm. 249x16x8 - kg. 28,00 - lb. 61,60

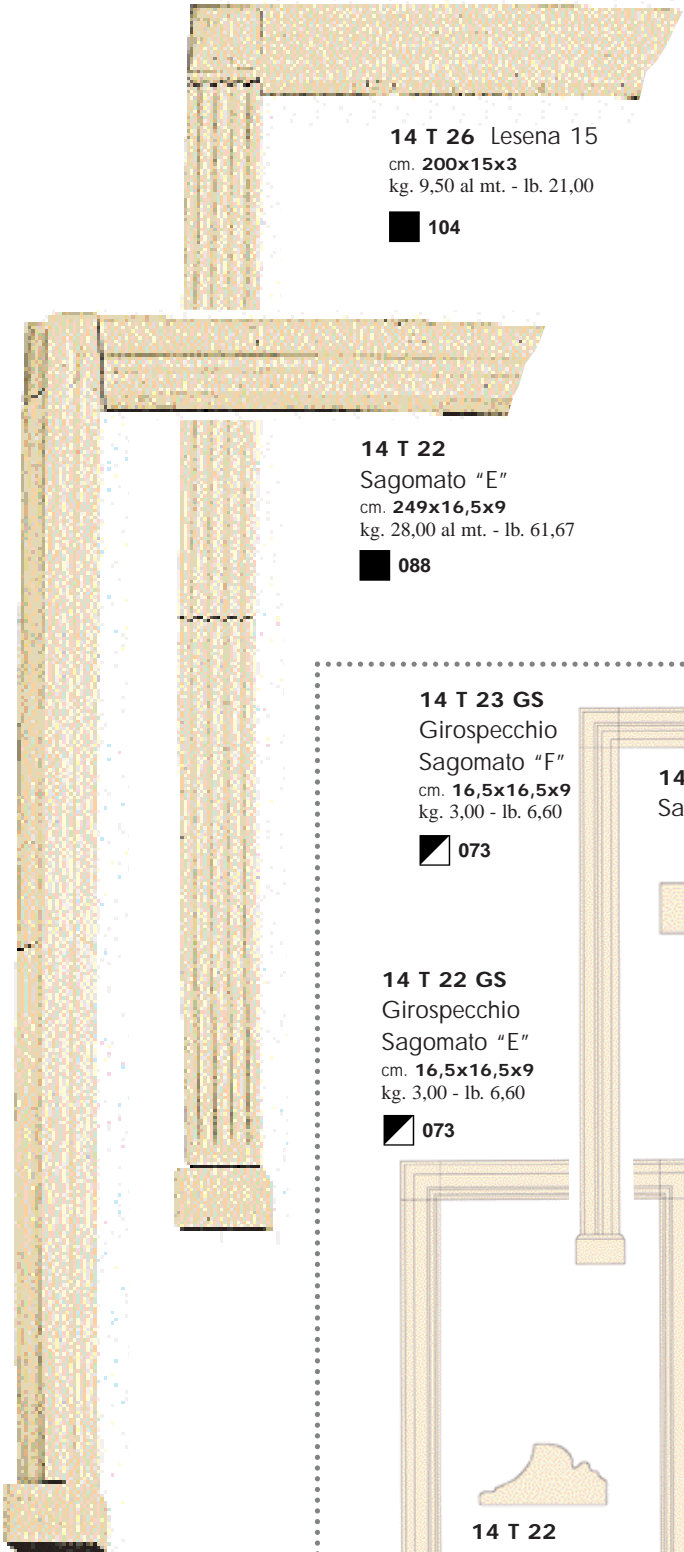
088



**14 T 23** - Cornice sagomata "F" - cm. 100x16x6 - kg. 35,00 - lb. 77,00

088

# — Mouldings and Crown Mouldings —

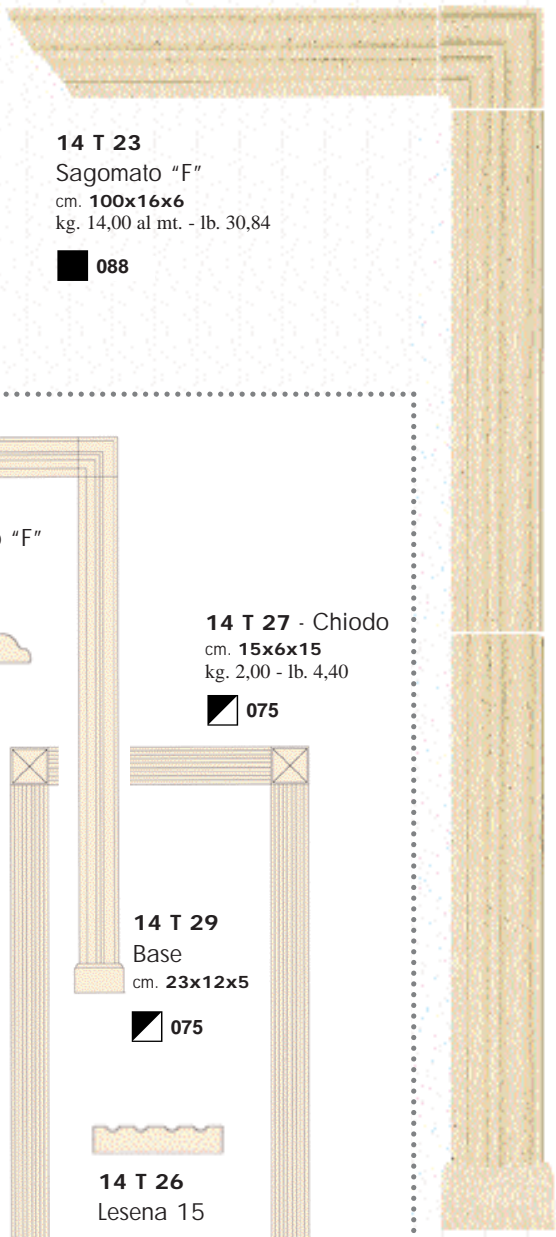


**14 T 26** Lesena 15  
 cm. **200x15x3**  
 kg. 9,50 al mt. - lb. 21,00

■ **104**

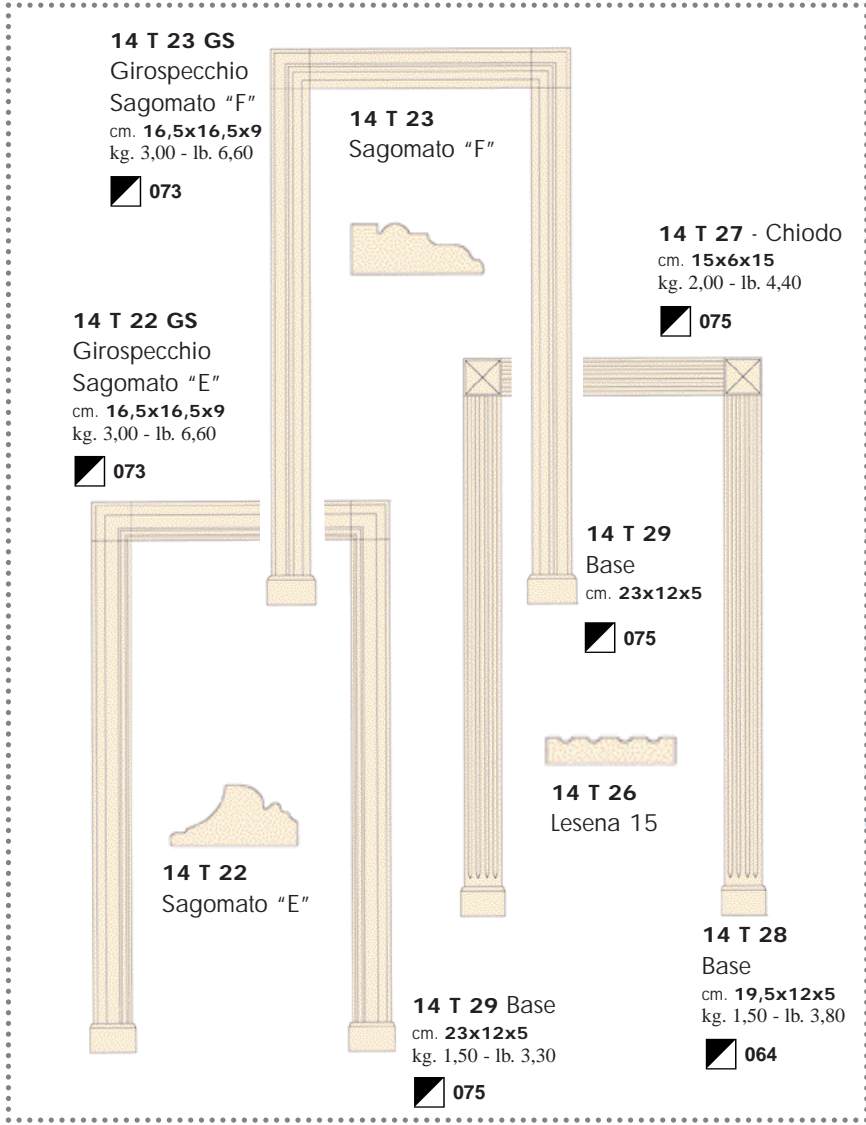
**14 T 22**  
 Sagomato "E"  
 cm. **249x16,5x9**  
 kg. 28,00 al mt. - lb. 61,67

■ **088**



**14 T 23**  
 Sagomato "F"  
 cm. **100x16x6**  
 kg. 14,00 al mt. - lb. 30,84

■ **088**



**14 T 23 GS**  
 Girospeschio  
 Sagomato "F"  
 cm. **16,5x16,5x9**  
 kg. 3,00 - lb. 6,60

▣ **073**

**14 T 23**  
 Sagomato "F"



**14 T 27 - Chiodo**  
 cm. **15x6x15**  
 kg. 2,00 - lb. 4,40

▣ **075**

**14 T 22 GS**  
 Girospeschio  
 Sagomato "E"  
 cm. **16,5x16,5x9**  
 kg. 3,00 - lb. 6,60

▣ **073**

**14 T 29**  
 Base  
 cm. **23x12x5**

▣ **075**



**14 T 22**  
 Sagomato "E"



**14 T 26**  
 Lesena 15


**14 T 28**  
 Base  
 cm. **19,5x12x5**  
 kg. 1,50 - lb. 3,30

▣ **064**

**14 T 29** Base  
 cm. **23x12x5**  
 kg. 1,50 - lb. 3,30

▣ **075**

cm. 120



**03 T 02**  
Arco Alloro  
cm. 15x5  
kg. 33,00 - lb. 72,60

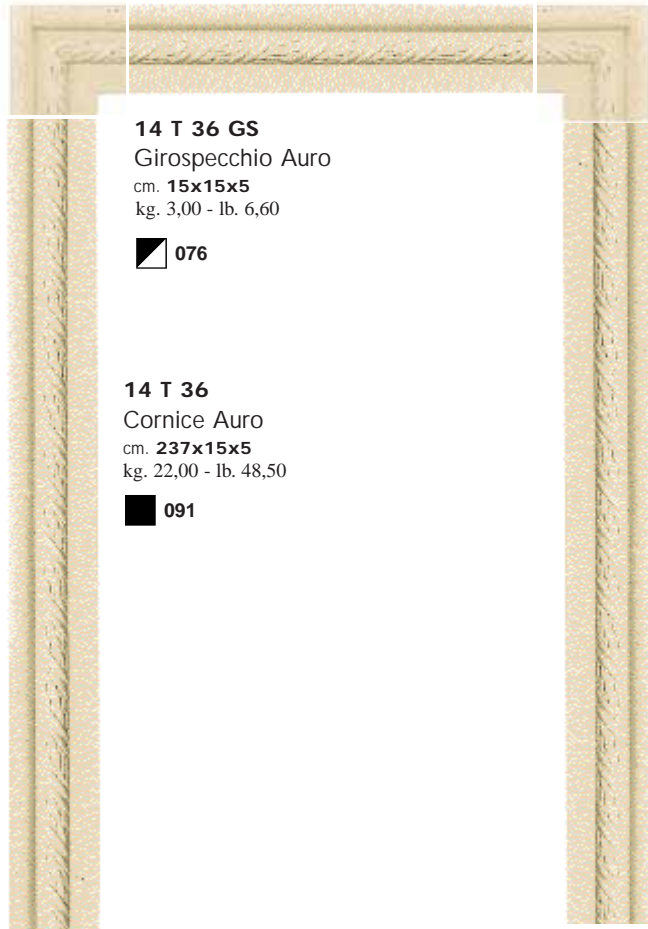
116

cm. 90



**14 T 38 - Basetta**  
cm. 17x6x2  
kg. 0,50 - lb. 1,10

045



**14 T 36 GS**  
Girospecchio Auro  
cm. 15x15x5  
kg. 3,00 - lb. 6,60

076

**14 T 36**  
Cornice Auro  
cm. 237x15x5  
kg. 22,00 - lb. 48,50

091

**14 T 36**  
Cornice Auro  
cm. 240x15x5  
kg. 22,00 - lb. 48,50

091



**14 T 37 - Base**  
cm. 18x5,5x11,5  
kg. 1,50 - lb. 3,30

053

# — Mouldings and Crown Mouldings —



**14 T 45 GS**  
Girospecchio Sagomato "M"  
cm. 19,7x19,7x5  
kg. 3,30 - lb. 7,20

▣ 074

**14 T 45**  
Sagomato "M"  
cm. 218x19,7x5  
kg. 34,90 - lb. 76,80

■ 095



**14 T 47 - Base Sagomato "M"**  
cm. 22x8x34  
kg. 10,50 - lb. 23,00

▣ 094





**14 T 46 GS**

Girospecchio Sagomato "M"

cm. 21,8x21,8x5

kg. 4,40 - lb. 9,70

▣ 075

**14 T 46**

Sagomato "N"

cm. 218x21,8x5

kg. 42,00 - lb. 92,40

■ 095



**14 T 48 - Base Sagomato "N"**

cm. 26x8x34

kg. 12,00 - lb. 26,40

▣ 053

# — Mouldings and Crown Mouldings —

14 T 32 - Sopraporta "C"



14 T 31 - Sopraporta "B"



14 T 30 - Sopraporta "A"

14 T 35 - Sopraporta "F"



14 T 33 - Sopraporta "D"

14 T 35 - Sopraporta "F"




14 T 34 - Sopraporta "E"

14 T 32 - Sopraporta "C"

cm. 123x53,5x5  
kg. 20,00 - lb. 44,00

161



14 T 31

Sopraporta "B"

cm. 123x10x2  
kg. 6,50 - lb. 14,30

111



14 T 35



14 T 35 - Sopraporta "F"

cm. 156x15x7,5  
kg. 11,00 - lb. 24,20

137



14 T 33

Sopraporta "D"

cm. 147x19,5x2,5  
kg. 11,00 - lb. 24,20

123



14 T 30 - Sopraporta "A"

cm. 130x15x3  
kg. 19,00 - lb. 41,80

118



14 T 34

Sopraporta "E"

cm. 148x44x13  
kg. 17,50 - lb. 38,50

145



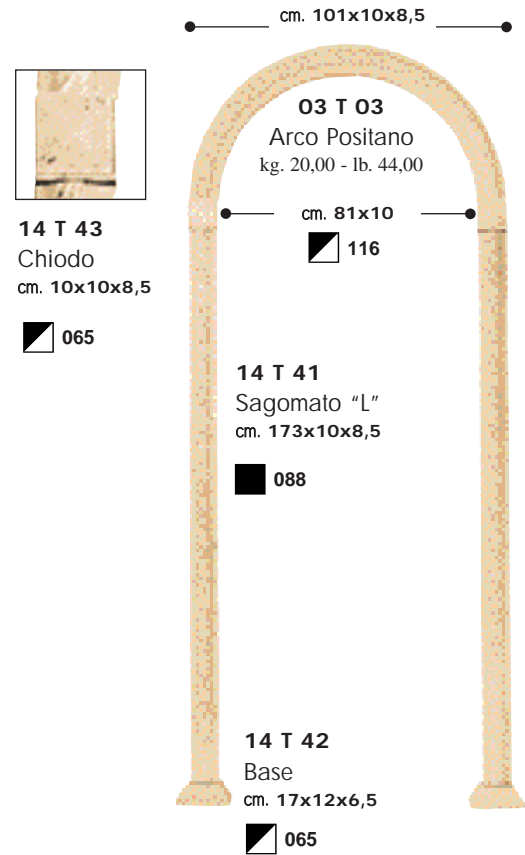

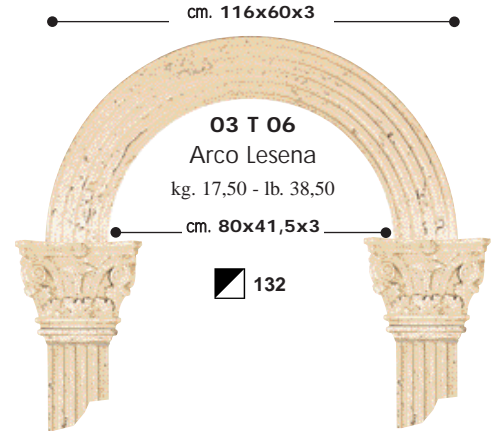




# Arches



# — Mouldings and Crown Mouldings —



# Boiserie






01 T 81




17 T 35



22 T 01

22 T 02  
cm. 9,5x100

22 T 04  
cm. 12x12




22 T 01 AE  
Capitello angolo esterno

cm. 13x13x9x10  
kg. 1,00 - lb. 2,20



115



22 T 02 AE  
Lesena  
angolo esterno

cm. 12x12x100  
kg. 5,00 - lb. 11,00



107



22 T 04 AE  
Base angolo esterno

cm. 12x12x3  
kg. 2,00 - lb. 4,40



066

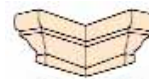


22 T 01 AI  
Capitello angolo interno

cm. 19,5x19,5x9  
kg. 1,00 - lb. 2,20



115



22 T 02 AI  
Lesena  
angolo interno

cm. 13x13x100  
kg. 6,00 - lb. 13,20



107

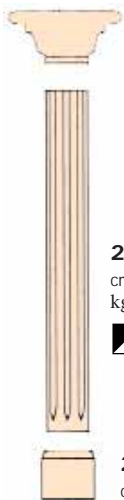


22T04AI  
Base  
angolo interno

cm. 12x12x3  
kg. 2,00 - lb. 4,40



066



22 T 01 Capitello

cm. 23x10x9  
kg. 0,50 - lb. 1,10



087

22 T 02 Lesena

cm. 9,5x100  
kg. 3,00 - lb. 6,60



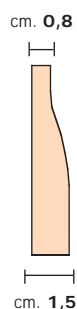
085

22 T 04 Base

cm. 12x12  
kg. 1,00 - lb. 2,20




049



cm. 0,8

cm. 1,5



01T48 - Toro cm. 3x33

kg. 0,75 - lb. 1,60



010

01 T 81 - Pomo

cm. 10x30  
kg. 3,00 - lb. 6,60



020

22 T 03 Pannello

cm. 30x80x1,5  
kg. 3,00 - lb. 6,60



095

22 T 05 Battiscopa

cm. 10x30  
kg. 0,90 - lb. 2,00



030



22 T 03 INS  
Pannello  
per inserto

cm. 30x80x1,5  
kg. 3,00 - lb. 6,60



095

17 T 35

Inserto Pomo  
cm. 10x10



021



021






22 T 06 AE



17 T 34

22 T 06



22 T 07 C  
cm. 9,5x30


22 T 07 T  
cm. 9,5x30

22 T 04  
cm. 12x12



01 T 82



**22 T 06 AI**  
Capitello angolo interno  
cm. 16,5x16,5x17  
kg. 3,00 - lb. 6,60  118



**22 T 07 AIC Centrale**  
Lesena componibile  
angolo interno  
cm. 12x12x30  
kg. 3,00 - lb. 6,60

 053




**22 T 07 AIT Terminale**  
Lesena componibile  
angolo interno  
cm. 12x12x30  
kg. 3,00 - lb. 6,60

 053



**22 T 04 AI**  
Base angolo interno  
cm. 13x13x10x3  
kg. 2,00 - lb. 4,40

 066

**22 T 06 AE**  
Capitello angolo esterno  
cm. 15x15x17x5  
kg. 3,00 - lb. 6,60  118



**22 T 07 AEC Centrale**  
Lesena componibile  
angolo esterno  
cm. 12x12x30  
kg. 3,00 - lb. 6,60

 053



**22 T 07 AET Terminale**  
Lesena componibile  
angolo esterno  
cm. 12x12x30  
kg. 3,00 - lb. 6,60

 053



**22 T 04 AE**  
Base angolo esterno  
cm. 13x13x11x4,5  
kg. 2,00 - lb. 4,40

 066


**22 T 06**  
Capitello  092




Corinzio  
cm. 17x17x5  
kg. 1,50 - lb. 3,30

**22 T 07 C Centrale**  
Lesena  
componibile  
cm. 9,5x30  
kg. 2,00 - lb. 4,40

 041

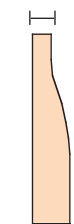


**22 T 07 T Terminale**  
Lesena  
componibile  041  
cm. 9,5x30  
kg. 2,00 - lb. 4,40


**22 T 04**  
Base cm. 12x12  049  
kg. 1,00 - lb. 2,20



cm. 0,8



cm. 1,5

**01 T 48 - Toro** cm. 3x33  010  
kg. 0,50 - lb. 1,10




**01 T 82 - Tino**  
cm. 10x30  
kg. 0,75 - lb. 1,60

 020

**22 T 03**  
Pannello  
cm. 30x80x1,5  
kg. 3,00 - lb. 6,60

 095

**22 T 05**  
Battiscopa cm. 10x30  030  
kg. 0,90 - lb. 2,00

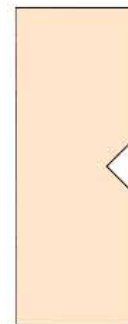


**22 T 03 INS**  
Pannello  
per inserto  
cm. 30x80  
kg. 3,00 - lb. 6,60

 095



**17 T 34**  
Inserto Tino  
cm. 10x10  021




# Boiserie



01 T 73



22 T 07



22 T 08



22 T 09



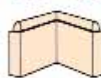
**22 T 08 AI**  
Capitello Chiodo  
angolo interno

cm. 12x12x9  
kg. 1,00 - lb. 2,20



**22 T 09 AI**  
Lesena liscia  
angolo interno

cm. 12x12x77  
kg. 3,00 - lb. 6,60



**22 T 04 AI**  
Base angolo interno

cm. 12x12x9  
kg. 1,00 - lb. 2,20



**22 T 08 AE**  
Capitello Chiodo  
angolo esterno

cm. 12x12x10x3  
kg. 1,00 - lb. 2,20



**22 T 09 AE**  
Lesena liscia  
angolo esterno

cm. 12x12x79  
kg. 3,00 - lb. 6,60



**22 T 04 AE**  
Base angolo esterno

cm. 12x12x10x3  
kg. 1,00 - lb. 2,20



01 T 73 - Toro cm. 2,5x30x4



01 T 73 - Toro cm. 2,5x30x4



**22 T 08**  
Capitello Chiodo

cm. 10x10  
kg. 0,40 - lb. 0,90




**22 T 09**  
Lesena liscia

cm. 9,5x79  
kg. 1,50 - lb. 3,30



**22 T 04**  
Base cm. 12x12  
kg. 0,60 - lb. 1,30



**22 T 07**  
Lesena  
componibile



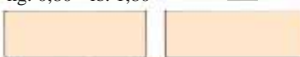
**22 T 03**  
Pannello  
cm. 30x79  
kg. 3,00 - lb. 6,60



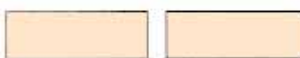
**22 T 05**  
Battiscopa  
cm. 10x30  
kg. 0,90 - lb. 2,00

**22 T 03 PS** - Pezzo Speciale

cm. 10x30  
kg. 0,80 - lb. 1,80



**09 T 27**  
Decoro Lira  
cm. 60x60  
kg. 6,00  
lb. 13,20



**22 T 03 PS** - Pezzo Speciale

cm. 10x30  
kg. 0,80 - lb. 1,80



22 T 04

# Pilasters



# - Pilaster



**05 T 13**  
**Capitello**  
 cm. **L.90xS.21,5xH.11**  
 kg. 18,00 - lb. 39,60  
 ■ 138

**05 T 09**  
**Lesena**  
 cm. **L.68xS.11,5xH.239**  
 kg. 56,00 al mt.  
 lb. 123,00 per metre  
 ■ 162

**05 T 11**  
**Base**  
 cm. **L.84xS.19,5xH.63**  
 kg. 50,00 - lb. 110,00  
 ■ 169



**05 T 05**  
**Capitello Lesena 40**  
 cm. **L.60xS.14,5xH.20**  
 kg. 30,00 - lb. 66,00  
 ■ 120

**05 T 01**  
**Lesena 40**  
 cm. **H.259xS.3xL.39**  
 kg. 24,00 al mt. - lb. 52,80 per metre  
 ■ 156

**05 T 03**  
**Base Lesena 40**  
 cm. **L.53,5xS.14,5xH.27,5**  
 kg. 28,50 - lb. 62,80  
 ■ 125

**05 T 10**  
**Capitello**  
 cm. **L.60xS.14,5xH.20**  
 kg. 15,00 - lb. 33,00  
 ■ 106

**05 T 01**  
**Lesena 40**  
 cm. **H.259xS.3xL.39**  
 kg. 24,00 al mt. - lb. 52,80 per metre  
 ■ 156



**05 T 12**  
**Base**  
 cm. **L.54xS.10,5xH.63**  
 kg. 25,00 - lb. 55,00  
 ■ 157

**15 T 05**  
 Capitello Corinzio  
 Piatto  
 cm. **L.37xS.10xH.26**  
 kg. 5,00 - lb. 11,00



**15 T 08 - Base**  
 Colonna Piatto  
 cm. **L.24xS.5xH.5**  
 kg. 5,00 - lb. 11,00



**05 T 06**  
 Capitello Ionico decorato  
 cm. **L.37xS.5xH.16**  
 kg. 3,30 - lb. 6,60



**05 T 02**  
 Lesena 20  
 cm. **L.18,5xS.3xH.250**  
 kg. 12,00 al mt.  
 lb. 26,40 per metre



**05 T 07**  
 Lesena Liscia  
 cm. **L.19xS.2,5xH.195**  
 kg. 4,50 al mt. - lb. 10,00 per metre



**05 T 04**  
 Base Lesena  
 cm. **L.33xS.10xH.10**  
 kg. 3,00 - lb. 6,60



**05 T 08**  
 Base  
 cm. **L.23,5xS.5xH.12**  
 kg. 2,00 - lb. 4,40



**15 T 05 AI**  
 Capitello Corinzio ang. int.  
 cm. **L.31xS.30xH.31**  
 kg. 25,00 - lb. 55,00



**05 T 02 AI**  
 Lesena 20  
 ang. int.  
 cm. **L.21x21xS.3xH.250**  
 kg. 20,00 al mt. - lb. 44,00 per metre



**05 T 04 AI**  
 Base Lesena ang. int.  
 cm. **L.27xS.27xH.10**  
 kg. 5,00 - lb. 11,00



**15 T 05 AE**  
 Capitello Corinzio ang. est.  
 cm. **L.36,5xS.30xH.36,5**  
 kg. 25,00 - lb. 55,00




**05 T 02 AE**  
 Lesena 20 ang. est.  
 cm. **L.18x18xS.3xH.250**  
 kg. 20,00 al mt.- lb. 44,00 per metre



**05 T 04 AE**  
 Base Lesena ang. est.  
 cm. **L.31xS.31xH.10**  
 kg. 4,00 - lb. 8,80



# - Pilaster



**15 T 07**  
Angolare piatto  
cm. L.30xS.3xH.30  
kg. 4,50 - lb. 10,00



**15 T 06**  
Colonna piatta  
cm. L.18,5xS.3xH.30  
kg. 3,50 - lb. 7,70



**15 T 08**  
Base Colonna piatta  
cm. L.24xS.4,5xH.5  
kg. 1,00 - lb. 2,20



**15 T 05**  
Capitello piatto  
cm. L.36,5xS.10xH.26,5  
kg. 13,00 - lb. 28,60



**15 T 06**  
Colonna piatta  
cm. L.18,5xS.3xH.30  
kg. 3,50 - lb. 7,70



**15 T 08 - Base**  
Colonna piatta  
cm. L.24xS.5xH.5  
kg. 1,00 - lb. 2,20



**15 T 10**  
Colonna terminale piatta  
cm. L.18,5xS.3xH.30  
kg. 3,50 - lb. 7,70



**15 T 08**  
Base Colonna piatta  
cm. L.24xS.4,5xH.5  
kg. 1,00 - lb. 2,20



**15 T 01**  
Capitello  
Ø 20 cm. L.36xS.19,5xH.32  
kg. 13,00 - lb. 28,60



**15 T 02**  
Colonna  
Ø 20 cm. L.21xS.12,5xH.30  
kg. 3,50 - lb. 7,70



**15 T 04**  
Base colonna  
Ø 20 cm. L.24,5xS.13xH.5  
kg. 1,00 - lb. 2,20



**15 T 09**  
Colonna terminale  
Ø 20 cm. L.21xS.12,5xH.30  
kg. 3,50 - lb. 7,70



**15 T 04**  
Base colonna  
Ø 20 cm. L.25xS.14xH.5  
kg. 2,00 - lb. 4,40



**15 T 13**  
Capitello  
cm. L.41,5xS.10xH.20  
kg. 6,50 - lb. 14,30



**15 T 11**  
Colonna piatta  
cm. L.25xS.2xH.33  
kg. 4,00 - lb. 8,80



**15 T 12**  
Base colonna  
cm. L.28,5xS.3,5xH.33  
kg. 4,50 - lb. 10,00



# Columns



# Columns



**06 T 02**  
Capitello  
cm. L.31xS31xH.27  
kg. 19,00 - lb. 41,80

144

**04 T 01**  
Colonna  
cm. Ø 22 x cm. h. 296  
kg. 29,00 al mt. - lb. 63,80 per metre

157

**04 T 07**  
Base  
cm. L.34xS.34xH.10  
kg. 20,00 - lb. 44,00

120



**06 T 15**  
Capitello liscio  
cm. L.40xS.40xH.23  
kg. 20,00 - lb. 44,00

128

**04 T 17**  
Colonna  
cm. Ø 24 x cm. h. 200  
kg. 32,00 al mt. - lb. 70,00 per metre

180

**04 T 18**  
Base  
cm. L.40xS.40xH.19  
kg. 29,00 - lb. 63,80


128

**06 T 03**  
Capitello  
cm. L.40xS.40xH.40  
kg. 25,00 - lb. 55,00

169

**04 T 02**  
Colonna  
cm. Ø 25 x cm. h. 300  
kg. 31,00 al mt. - lb. 68,00 per metre

168



**04 T 08**  
Base  
cm. L.35xS.35xH.15  
kg. 29,00 - lb. 63,80

131



**06 T 17**  
Capitello  
cm. Ø 43 x cm. h. 13  
kg. 19,00 - lb. 41,80

▣ 135

**04 T 13**  
Colonna  
cm. Ø 35 x cm. h. 300  
kg. 45,00 al mt.  
lb. 99,00 per metre

■ 177

**06 T 06**  
Capitello Ø 50  
cm. L.69xS.69xH.19  
kg. 52,00 - lb. 114,00

▣ 189



**04 T 03**  
Colonna  
cm. Ø 50 x cm. h. 220  
kg. 60,00 al mt.  
lb. 132,00 per metre

■ 196

**04 T 09**  
Base  
cm. L.64xS.64xH.29  
kg. 64,00 - lb. 141,00

▣ 194



**04 T 15**  
Base  
cm. L.48xS.48xH.23  
kg. 34,00 - lb. 74,90

▣ 148

**04 T 26**  
Colonna  
cm. Ø 50 x cm. h. 80  
kg. 100,00  
lb. 220,00

▣ 191

**04 T 27**  
Colonna term.  
cm. Ø 50 x cm. h. 80  
kg. 100,00 - lb. 220,00

▣ 191

**06 T 21**  
Capitello  
cm. Ø 65 x cm. h. 17  
kg. 50,00 - lb. 110,00


▣ 182



**04 T 28**  
Base  
cm. Ø 65 x cm. h. 17  
kg. 50,00 - lb. 110,00

▣ 182

# - Half - Columns



**06 T 07**  
1/2 Capitello  
cm. L.31xS.17xH.27  
kg. 8,00 - lb. 17,60


115

**04 T 04**  
1/2 Colonna  
cm. Ø 22  
cm. h. 300  
kg. 12,00 al mt.  
lb. 26,40 per metre

127

**04 T 10**  
1/2 Base  
cm. L.35xS.17,5xH.10  
kg. 10,00 - lb. 22,00

097



**06 T 20**  
1/2 Capitello  
cm. L.40xS.20xH.23  
kg. 11,00 - lb. 24,20

121

**04 T 19**  
1/2 Colonna  
cm. Ø 24 x cm. h. 200  
kg. 16,00 al mt.  
lb. 35,20 per metre

149

**04 T 20**  
1/2 Base  
cm. L.40xS.20xH.19  
kg. 14,00 - lb. 30,80

120



**06 T 08**  
1/2 Capitello  
cm. L.40xS.21xH.40  
kg. 15,00 - lb. 33,00

134

**04 T 05**  
1/2 Colonna  
cm. Ø 24 x cm. h. 300  
kg. 16,00 al mt.  
lb. 35,20 per metre

130

**04 T 11**  
1/2 Base  
cm. L.35xS.17,5xH.15  
kg. 14,00 - lb. 30,80

116

**06 T 19**  
1/2 Capitello  
cm. **L.69xS.34,5xH.19**  
kg. 25,00 - lb. 55,00

▣ 144



**04 T 06**  
1/2 Colonna  
cm. Ø **50** x cm. h. **220**  
kg. 30,00 al mt  
lb. 66,00 per metre

■ 162

**04 T 12**  
1/2 Base  
cm. **L.64xS.32xH.29**  
kg. 32,00 - lb. 70,50

▣ 170

**06 T 18**  
1/2 Capitello  
cm. **L.43xS.21,5xH.15**  
kg. 10,00 - lb. 22,00

▣ 108



**04 T 14**  
1/2 Colonna  
cm. Ø **35** cm. h. **300**  
kg. 22,50 al mt. - lb. 50,00 per metre

■ 141

**04 T 16**  
1/2 Base  
cm. **L.47,5xS.23,5xH.23**  
kg. 17,00 - lb. 37,50

▣ 113

# — Capitals



**06 T 03**  
Corinzio  
Ø 25 cm. 40x40 h.40  
kg. 25,00 - lb. 55,00

169



**06 T 02**  
Corinzio  
Ø 22 cm. 31x31 h.27  
kg. 19,00 - lb. 41,80

144



**06 T 16 - Corinzio 2**  
Ø 22 cm. 38x38 h.38  
kg. 25,00 - lb. 55,00

169



**06 T 04**  
Ionico  
Ø 22 cm. 35x34 h.16  
kg. 25,00 - lb. 55,00

139



**06 T 05**  
Ionico decorato  
Ø 20 cm. 37x28 h.18  
kg. 22,00 - lb. 48,50

133



**06 T 13**  
Composizione Bisanzio  
cm. Ø 20 h. 78  
kg. 55,00 - lb. 121,00

183



**06 T 11**  
Composizione Ionica decorata  
cm. Ø 20 h. 78  
kg. 62,00 - lb. 136,00

183



**06 T 10**  
Composizione Ionica semplice  
cm. Ø 22 h. 78  
kg. 62,00 - lb. 136,00

181




**06 T 09**  
Composizione Corinzia  
cm. Ø 22 h. 78  
kg. 50,00 - lb. 110,00

183

# Fireplaces



# — Fireplaces




**21 T 06 - Camino Manuela**  
cm. 165x35x137 - kg. 250,00 - lb. 550,00

▣ 223

cm. 114

cm. 110




**21 T 01 - Camino Patrizia**  
cm. 131,5x109x29 - kg. 60,00 - lb. 132,00

▣ 219

cm. 82

cm. 88



**21 T 07 - Camino Carla**

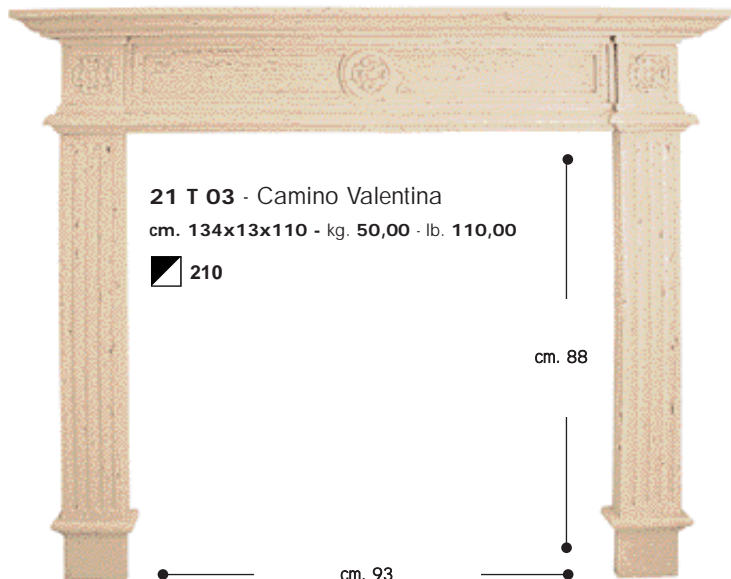
cm. 170x12x112 - kg. 260,00 - lb. 572,00



221

cm. 102,5

cm. 117



**21 T 03 - Camino Valentina**

cm. 134x13x110 - kg. 50,00 - lb. 110,00



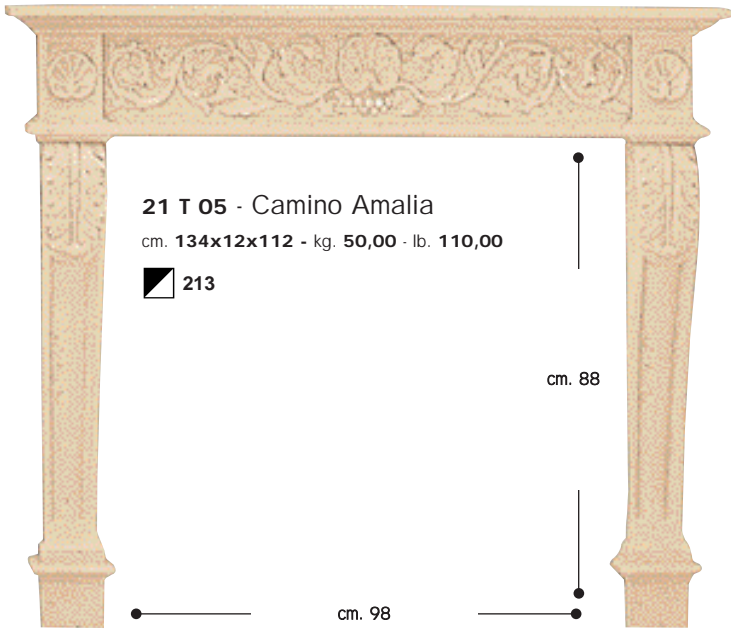
210

cm. 88

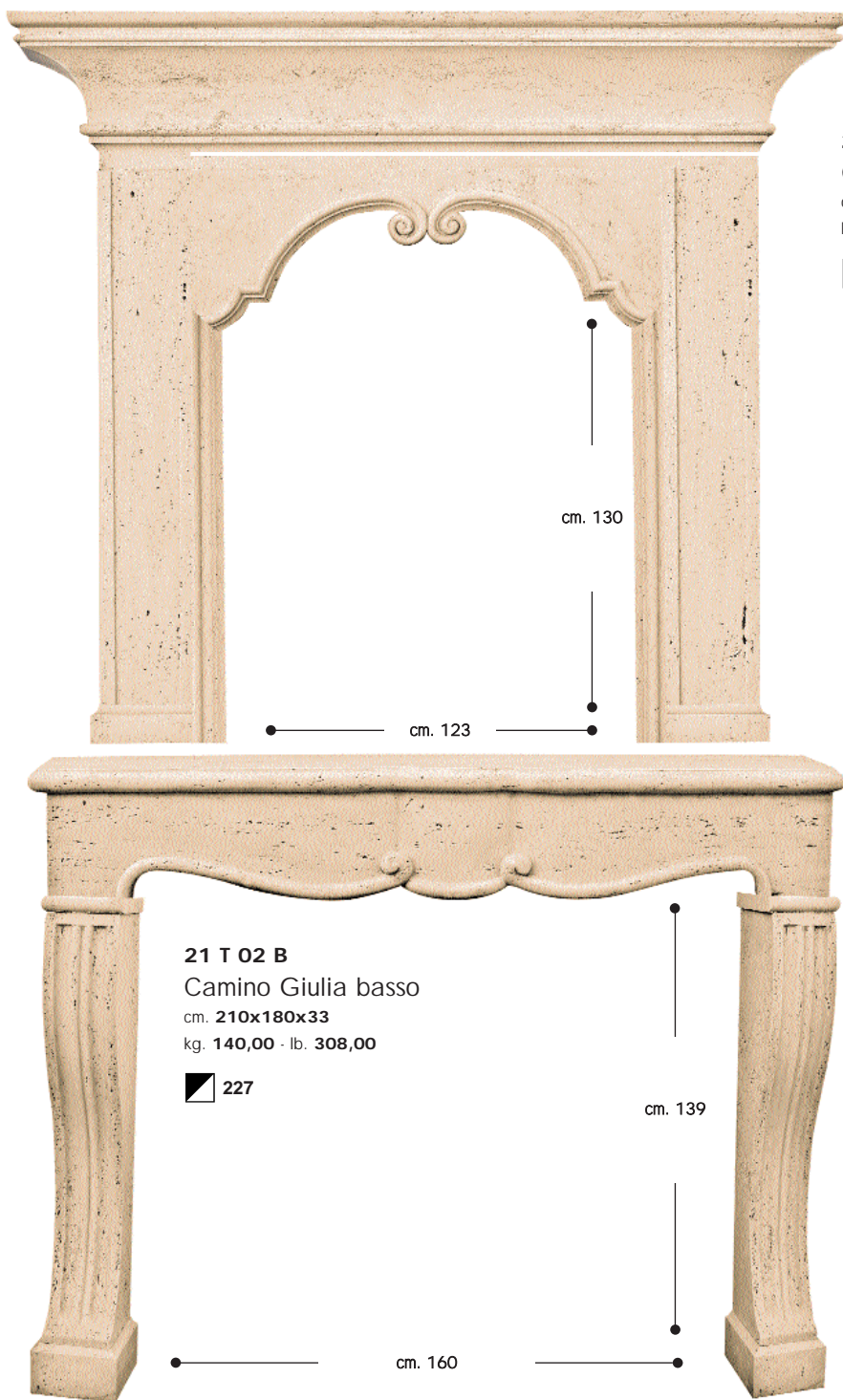
cm. 93



# — Fireplaces







**21 T 02 A**  
Camino Giulia alto  
cm. 218x192x18  
kg. 115,00 - lb. 253,00



**21 T 02 B**  
Camino Giulia basso  
cm. 210x180x33  
kg. 140,00 - lb. 308,00



# — Shelves and Brackets

---

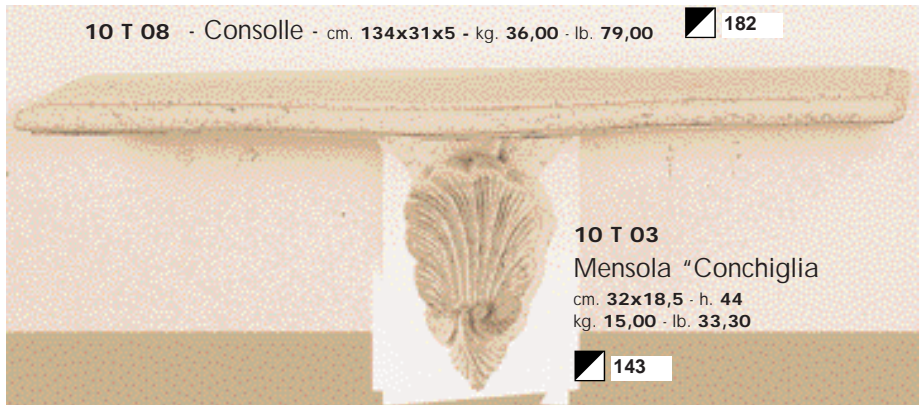


**10 T 06** - Consolle - cm. 134x41x11- kg. 107,00 - lb. 235,00  
■ 196



**10 T 06** - Consolle  
cm. 134x11x41  
kg. 107,00 - lb. 235,00  
■ 196

**12 T 01** - Piede leone singolo  
cm. 24x34 - h. 96,5  
kg. 90,00 - lb. 200,00  
■ 174



**10 T 08** - Consolle - cm. 134x31x5 - kg. 36,00 - lb. 79,00 ■ 182

**10 T 03**  
Mensola "Conchiglia"  
cm. 32x18,5 - h. 44  
kg. 15,00 - lb. 33,30  
■ 143

10 T 08 - Consolle - cm. 134x31x5 - kg. 36,00 - lb. 79,00

182



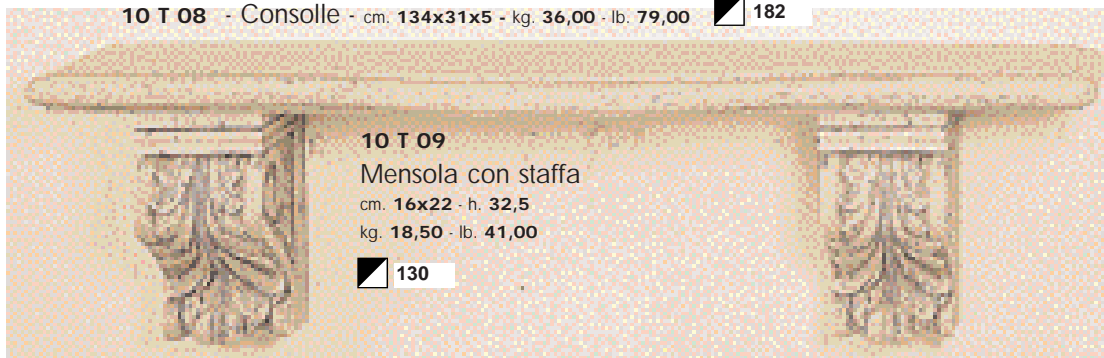
10 T 04  
Mensola "Grande"

cm. 43x60x20  
kg. 25,00 - lb. 55,00

162

10 T 08 - Consolle - cm. 134x31x5 - kg. 36,00 - lb. 79,00

182



10 T 09  
Mensola con staffa

cm. 16x22 - h. 32,5  
kg. 18,50 - lb. 41,00

130



10 T 11  
Mensola piccola

cm. 17x11x24  
kg. 4,00 - lb. 8,80

106



10 T 10 - Mensola Canosa  
cm. 26x21x56 - kg. 35,00 - lb. 77,00

111




10 T 01  
Mensola con mazzetta

cm. 16x32,5x22 - kg. 29,00 - lb. 64,00

163

# — Sconces-Lighting

---




**13 T 03** - Applique/Fioriera semplice  
cm. 25,5x9x13,5 - kg. 1,20 - lb. 2,60

096



**13 T 09** - Applique/Fioriera Alloro  
cm. 27x9x14,5 - kg. 1,70 - lb. 3,75

096



**13 T 07** - Applique/Fioriera Giglio  
cm. 25,5x10x14 - kg. 1,50 - lb. 3,30

096



**13 T 16** - Applique/Fioriera Darius  
cm. 25x15x9 - kg. 2,00 - lb. 4,40

096



**13 T 02** - Fioriera Liberty  
cm. 42x23x19 - kg. 4,00 - lb. 8,80

112



**13 T 01** - Applique Liberty  
cm. 42x23x19 - kg. 4,00 - lb. 8,80

112



**13 T 14 - Applique/Fioriera Fedra**  
cm. 31x15x9 - kg. 1,70 - lb. 3,75

096



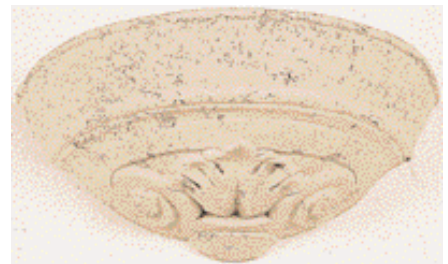
**13 T 15 - Applique/Fioriera Festonato**  
cm. 25x14x9 - kg. 1,50 - lb. 3,30

096



**13 T 10 - Applique/Fioriera Geometrica**  
cm. 30x12,5x14,5 - kg. 3,00 - lb. 6,60

100



**13 T 05 - Applique/Fioriera Fregio**  
cm. 31x15x9 - kg. 2,00 - lb. 4,40

096



**13 T 08 - Applique/Fioriera Demigò**  
cm. 34x37x18,5 - kg. 10,00 - lb. 22,00

119




**13 T 11 - Applique/Fioriera Esotica**  
cm. 44x35x20 - kg. 6,00 - lb. 13,20

115

# Mirror - Frames


Mirror not included



**12 T 08 - Venere**

cm. 85x81x3 - kg. 13,00 - lb. 28,60

159



**12 T 26 - Venere 2**

cm. 81x81x3 - kg. 9,00 - lb. 20,00

159



**12 T 25 - Ficus** - cm. 101x81x4 - kg. 16,50 - lb. 36,30

167



**12 T 18 - Siviglia**

cm. 83x83x3 - kg. 13,00 - lb. 28,60

159

Mirror not included



**12 T 16 - Sicilia 2**

cm. 117x85,5x5 - kg. 18,50 - lb. 40,00

167



**12 T 07 - Sicilia 1**

cm. 84x100,5x5 - kg. 15,00 - lb. 31,00


161



**12 T 19 - Grano** - cm. 99x80x3 - kg. 11,00 - lb. 24,00


156

# — Mirror - Frames




**12 T 35 - Flaminia**  
 cm. 76x100x5 - kg. 18,00 - lb. 39,50

161



**12 T 42 - Diana**  
 cm. 80x107x4 - kg. 18,00 - lb. 39,50

161



**12 T 33 - Telemaco**  
 cm. 75x105x3 - kg. 13,00 - lb. 28,60

161



**12 T 46 - Fedra**  
 cm. 93x58x3,5 - kg. 11,00 - lb. 24,00

170





**12 T 09 - Giulia**

cm. 60x74x4 - kg. 22,00 - lb. 48,00

170



**12 T 54 - Elena**

cm. 93 x 124,5 x 7,5 - kg. 19,00 - lb. 42,00

196



**12 T 17 - Lesena** - cm. 111x85x3 - kg. 16,50 - lb. 36,30

143

# Mirror - Frames




**12 T 44 - Conchiglia**  
 cm. 84x89x4 - kg. 18,00 - lb. 40,00

146




**12 T 45 - Alloro tonda**  
 cm. Ø 60 - kg. 5,00 - lb. 11,00

151



**12 T 43 - Alloro piccola**  
 cm. 70x84x8 - kg. 18,00 - lb. 40,00

155



**12 T 34 - Alloro**  
 cm. 86x101 - kg. 23,00 - lb. 50,00

164

# Furnishing Items





**12 T 24 - Rosa a cassettone**

cm. **43x43x18**  
kg. **3,50** - lb. **7,70**

■ **102**



**12 T 37 - Fiore**

cm. **52x52x7**  
kg. **4,00** - lb. **8,80**

■ **111**



**12 T 32 - Base Quadra**

cm. 59x59x76

kg. 60,00 - lb. 132,00

210



**12 T 28 - Base Pompeo**

cm. 55x74

kg. 115,00 - lb. 253,00

210



**12 T 36 - Base decorata**

cm. 56x56x75

kg. 101,00 - lb. 222,00

218



**12 T 27 - Tavolo capitello**

cm. 53x53 - h. 38

kg. 35,00 - lb. 77,00

183



**12 T 03 - Leoni alati**

cm. 84x24,5 - h. 74  
kg. 104,00 - lb. 229,00

■ 190



**12 T 03 - Leoni alati**

cm. 84x24,5 - h. 74  
kg. 104,00 - lb. 229,00

■ 190

**12 T 02 - Piede leone doppio**

cm. 59x16 - h. 73  
kg. 85,00 - lb. 187,00

179



**12 T 02 - Piede Leone doppio**

cm. 59x16 - h. 73  
kg. 85,00 - lb. 187,00

179



**12 T 31 - Base Ottaviano**  
cm. 101x37 - h. 74  
kg. 120,00 - lb. 264,00

▣ 223



**12 T 30 - Base Cesare**  
cm. 122x59 - h. 76  
kg. 250,00 - lb. 550,00

▣ 225





**12 T 22 - Tavolo decorato**  
cm. Ø 120 - h. 82  
kg. 250,00 - lb. 550,00

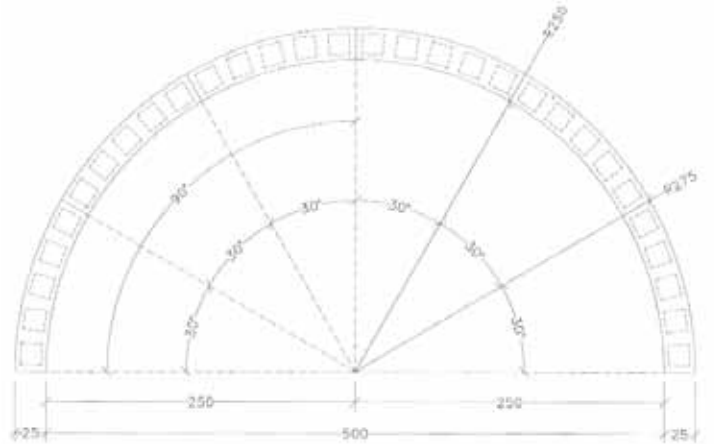
▣ 229




**12 T 29 - Base Aurelia**  
cm. 72 - h. 73  
kg. 140,00 - lb. 308,00

▣ 226

# — Furnishing - Items —




12 T 55 - Corrimano curvo  164

12 T 56 - Basamento curvo  214



12 T 47  
Capotesta  
cm. 40x40 h. 113  
kg. 90,00 - lb. 185,00

 183

12 T 40 - Corrimano - cm. 109x25x6 - kg. 12,00 - lb. 26,00  122



12 T 41 - Basamento - cm. 101x25x26 - kg. 110,00 - lb. 242,00

 189



**12 T 13** - Colonna quadra  
cm. 17x17 h. 65 - kg. 22,00 - lb. 48,50

109



**12 T 38** - Colonna alta  
cm. 15x15x91  
kg. 28,00 - lb. 61,50

098



**12 T 39** - Colonna bassa  
cm. 15,5x15,5x57  
kg. 20,00 - lb. 44,00

098

# – Furnishing - Items

---



**12 T 05 - Fontana Apollo**

cm. 93x102x14,5  
kg. 124,00 - lb. 273,00

▣ 212



**12 T 06 - Vasca per fontana Apollo**

cm. 104x30x50  
kg. 169,00 - lb. 372,00

▣ 183



**12 T 04 - Fontana Medusa**  
cm. 36x69x19  
kg. 16,00 - lb. 35,20

170



**T 10 - Fontana liscia**  
38x67x19  
12,00 - lb. 26,40

170



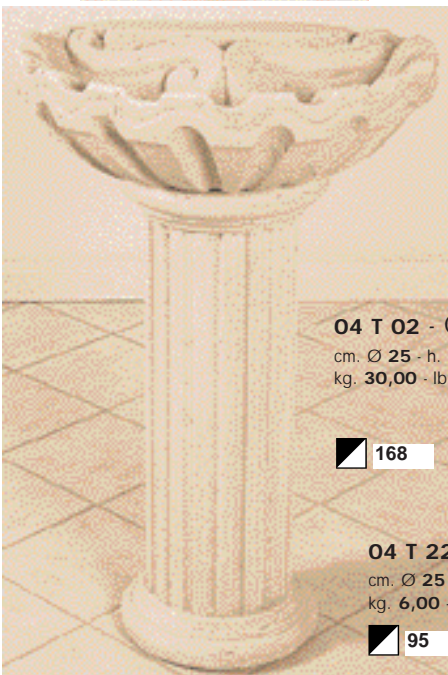
**12 T 11 - Mascherone**  
cm. 36x45x14  
kg. 15,00 - lb. 33,00

137



**07 T 30 - Volto per fontana**  
cm. 42,5x42,5x15  
kg. 21,00 - lb. 46,20

141



**04 T 02 - Colonna**  
cm. Ø 25 - h. 100  
kg. 30,00 - lb. 66,00

168

**04 T 22 - Anello**  
cm. Ø 25  
kg. 6,00 - lb. 13,20

95

# — Vases-Decorative Accessories



**11 T 10** - Medici grande  
 cm. Ø 40 - h. 65,5  
 kg. 30,00 - lb. 66,00  
 ■ 166



**11 T 14** - Nettuno  
 cm. Ø 45 - 21x21 h. 34  
 kg. 18,00 - lb. 39,60  
 ■ 169



**11 T 08** - Enea - cm. 80x40 h. 40 - kg. 49,00 - lb. 108,00  
 ■ 179



**11 T 16** - Marte - cm. Ø 72 h. 55 - kg. 135,00 - lb. 297,00  
 ■ 204



**11 T 07**  
 Medusa  
 cm. 55x42 h. 73  
 kg. 50,00 - lb. 110,00  
 ■ 188



**11 T 03 - Light grande**

cm. Ø 27 - h. 12  
kg. 4,00 - lb. 8,80

099



**11 T 04 - Onda**

cm. Ø 41 - h. 12,5  
kg. 8,00 - lb. 17,60

099



**11 T 02 - Light piccolo**

cm. Ø 23 - h. 11  
kg. 2,50 - lb. 5,50

089



**11 T 12 - Tondo**

cm. Ø 20 - h. 11  
kg. 2,00 - lb. 4,40

090



**11 T 01 - Sottovaso**

cm. Ø 35 - h. 6,5  
kg. 3,80 - lb. 8,40

063



**11 T 15 - Fruttiera**

cm. Ø 35 - h. 18  
kg. 6,00 - lb. 13,20

114



**11 T 11 - Medici piccolo**

cm. Ø 22 - h. 24  
kg. 2,80 - lb. 6,10

090



**11 T 13 - Auro grande**

cm. Ø 42 - h. 39  
kg. 21,00 - lb. 46,20

136



**11 T 05 - Auro medio**

cm. Ø 34 - h. 30  
kg. 12,00 - lb. 26,40

109



**11 T 09 - Circe**

cm. Ø 33 - h. 20  
kg. 6,00 - lb. 13,20

105

# — Historical Bearings —

---



**07 T 23 - Leone**  
cm. 40x47x9,7  
kg. 15,00 - lb. 33,00

■ 095



**07 T 20 - Aquila**  
cm. 39x56x7  
kg. 12,00 - lb. 26,50

■ 105



**07 T 25 - Aquila piccolo**  
cm. 19,5x29,5x4,5  
kg. 5,00 - lb. 11,00

■ 080



**07 T 22 - Casato**  
cm. 23,5x31,5x4  
kg. 4,00 - lb. 8,80

■ 080



**07 T 21 - Giglio**  
cm. 31x53x8,5  
kg. 12,00 - lb. 26,40

■ 105



# Decorative Items



# – Decorative Accessories

---



**09 T 19** - Frontale decorato - cm. 161x69x8 - kg. 83,00 - lb. 182,80

▣ 211



**09 T 20** - Frontale decorato 2 - cm. 113x69x8 - kg. 65,00 - lb. 143,00

▣ 211



**09 T 23 - Fiore**  
cm. 46x53x6  
kg. 28,00 - lb. 61,70

104



**09 T 24 - Tralcio**  
cm. 54x53x5  
kg. 68,30 - lb. 31,00

104



**09 T 16 - Baccanali Intero** - cm. 161x40x5 - kg. 95,00 - lb. 209,00

195



**09 T 15 - Baccanali frammentati** - Pz.1 cm. 22x45x40 - Pz.2 cm. 33x27x40 - Pz.3 cm. 50x49x40 - Pz.4 cm. 19x14,5x40  
Pz.1 kg. 20,00 - lb. 44,00 - Pz.2 kg. 21,00 - lb. 46,20 - Pz.3 kg. 33,00 - lb. 72,70 - Pz.4 kg. 13,00 - lb. 28,60

187

# – Decorative Accessories

---



**09 T 01 - Musicanti** - cm. 94x61 - kg. 46,00 - lb. 101,00

▣ 150



**09 T 05 - Cavalli** - cm. 74x35 - kg. 13,00 - lb. 28,60

▣ 129



**09 T 04 - Ratto delle Sabine** - cm. 70x44 - kg. 19,00 - lb. 41,85

▣ 129



**09 T 02 - Puttini**

cm. 36x26 - kg. 5,00 - lb. 11,00

▣ 083




**09 T 06 - Venere Ovale**  
cm. 64x80 - kg. 36,00 - lb. 79,30

153



**09 T 14 - Caccia** - cm. 34x15 - kg. 1,60 - lb. 3,50

064



**09 T 03 - Danza** - cm. 71x20,5 - kg. 10,00 - lb. 22,00

127



**09 T 26 - Flauto**  
cm. 15x17x3  
kg. 0,50 - lb. 1,10

058



**09 T 25 - Donna**  
cm. 14x18x3  
kg. 0,50 - lb. 1,10

058



**09 T 22 - Volto**  
cm. 40x35x6 - kg. 3,00 - lb. 6,60

078



**09 T 21 - Uva** - cm. 45x23x5,5 - kg. 8,00 - lb. 7,60

078

# – Decorative Accessories

**09 T 08 - Rosone**  
cm. 64x64x3 - kg. 22,50 - lb. 50,00

109



**09 T 27 - Lira grande**  
cm. 59,5x59,5x5 - kg. 13,00 - lb. 28,60

120



**09 T 13 - Lira**  
cm. 40x40 - kg. 5,00 - lb. 11,00

102



**09 T 17 - Raa**  
cm. 30x60 - kg. 8,50 - lb. 18,70

093



**09 T 18 - Sacerdotessa**  
cm. 30x60 - kg. 8,50 - lb. 18,70

093



**09 T 12 - Adamo**  
cm. 30x60 - kg. 8,50 - lb. 18,70

093



**12 T 23 - Sfinge** - cm. 30x105 h. 65 - kg. 90,00 - lb. 198,00

021



**07 T 06 - Rana** - cm. 30x44 h. 24 - kg. 22,00 - lb. 48,50

120



**07 T 27 - Pigna**

cm. Ø 12 h. 18 - kg. 8,00 - lb. 17,60

089



**07 T 01 - Reggilibro** - cm. 9,5x18 - kg. 4,00 - lb. 8,80

089



**07 T 15 - Reggilibro Leone**

cm. 14x15 h. 25 - kg. 3,00 - lb. 6,60

089

**07 T 10**  
Colonna alta  
cm. 7,5x23,5  
kg. 0,60 - lb. 1,32

051



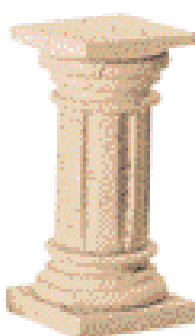
**07 T 26**  
Colonna Ionica  
cm. Ø 5 h. 17  
kg. 0,40 - lb. 0,88

051



**07 T 11**  
Colonna bassa  
cm. 7,5x16  
kg. 0,45 - lb. 0,99

048



**07 T 13**  
Rudere basso  
cm. 7,5x12,5  
kg. 0,35 - lb. 0,77

048



**07 T 12**  
Rudere alto  
cm. 7,5x17  
kg. 0,40 - lb. 0,88

048



**07 T 14**  
Rudere faldato  
cm. 7,5x17  
kg. 0,40 - lb. 0,88

048



# Decorative Accessories

## Tipologia

**C** = Carrara

Product type

Carrara Marble



**09 C 09** - Ratto delle Sabine - cm. 85,5x66 - kg. 35,00 - lb. 77,00

153



**09 C 08** - Adone

cm. 32x52 - kg. 5,00 - lb. 11,00

120



**09 C 04** - Cavaliere

cm. 31x40 - kg. 5,00 - lb. 11,00

107



**09 C 02** - Frammento

cm. 26x20 - kg. 1,00 - lb. 2,20

050



**09 C 03** - Guarigione

cm. 28x34 - kg. 3,00 - lb. 6,60

092



**09 C 01** - Angelo

cm. 23x41 - kg. 2,00 - lb. 4,40

078





**09 C 10 - Apollo**  
cm. 28x40 - kg. 6,00 - lb. 13,20

131



**09 C 07 - Afrodite ovale**  
cm. 41x29 - kg. 6,00 - lb. 13,20

119



**09 C 06 - Nudità**  
cm. 20x32 - kg. 2,00 - lb. 4,40

083



**07 C 02 - Profilo romano**  
cm. 18x10 - kg. 0,50 - lb. 1,10

049



**07 C 12 - Grifo**  
cm. 13,5x32,5x3,7  
kg. 1,50 - lb. 3,30

058



**07 C 15 - Busto rudere**  
cm. 22,5x24x5 - kg. 1,00 - lb. 2,20

052



**07 C 18 - Profilo Nettuno**  
cm. 33x39x10 - kg. 13,00 - lb. 28,60

131



**07 C 03 - Bacco**  
cm. 26x21 - kg. 2,00 - lb. 4,40

064

# – Decorative Accessories



**07 C 11 - Ares**

cm. 42,5x26,5x5,5 - kg. 4,00 - lb. 8,81

071



**07 C 20 - Piastra altare**

cm. 55x69,5x5 - kg. 31,00 - lb. 68,30

105



**07 C 23 - Decoro floreale** - cm. 65x26,5x3 - kg. 16,00 - lb. 35,20

105



**07 C 14**

Incisione grande

cm. 15x24x6,7 - kg. 3,00 - lb. 6,60

058



**07 C 17**

Incisione piccola

cm. 12x10x4 - kg. 1,00 - lb. 2,20

049



**07 C 19 - Incisione ad angolo**

cm. 15x32,5x3,5 - kg. 2,00 - lb. 4,40

058



**07 C 13 - Croce**

cm. 29x30,5x3,5 - kg. 3,00 - lb. 6,60

071



**07 C 22 - Nicchia**

cm. 30x40x7 - kg. 5,00 - lb. 11,00

080



**07 C 10 - Ancella**

cm. 30x46x30  
kg. 30,00 - lb. 66,00

161



**07 C 05 - Davide**

cm. 27x24 h. 41  
kg. 35,00 - lb. 77,00


158



**07 T 17 - Volto Pompei**

cm. 24x38x15,3  
kg. 21,00 - lb. 46,25

151



**07 T 18 - Profilo Rudere**

cm. 30x39x13 - kg. 5,00 - lb. 11,00

151



**07 T 16 - Volto Saggio**

cm. 23,5x41,5x15,5  
kg. 21,00 - lb. 46,25

151

# — Decorative Accessories

---



**07 C 04 - Cavallo**  
cm. 15x29 h. 39 - kg. 25,00 - lb. 55,00

153



**07 C 01 - Piede Carrara**  
cm. 32x10 h. 15 - kg. 3,00 - lb. 6,60

078



**07 C 08 - Busto Marco Aurelio**  
cm. 24x20 - kg. 4,00 - lb. 8,80

101



**07 C 06 - Ming**  
cm. 17x15 h. 25,5  
kg. 9,00 - lb. 20,00

101



**10 C 01 - Mensola Giglio**  
cm. 13x15,5 h. 29 - kg. 8,00 - lb. 17,60

123



**07 C 16 - Volti babilonesi**  
cm. 44x22x17,5 - kg. 12,00 - lb. 26,40

120



**10 C 02 - Mensola Acanto**  
cm. 13x22 h. 39,5  
kg. 12,00 - lb. 26,40

128





# Bathroom Fixtures and Accessories



# — Bathroom Fixtures and Accessories —



**20 T 02 - Mobile Flavia**

cm.118 x 59 x h.49 - 46<sup>1</sup>/<sub>2</sub>" x 23<sup>1</sup>/<sub>4</sub>" x h.19<sup>1</sup>/<sub>4</sub>"  
kg. **90,00** - lb. **198,00**

220

**20 T 02 AL - Alzata Mobile Flavia**

cm.113 x 13 x h.3 - 44<sup>1</sup>/<sub>2</sub>" x 5<sup>1</sup>/<sub>8</sub>" x h.1<sup>1</sup>/<sub>5</sub>"  
kg. **3,00** - lb. **6,60**

130



## Wash Basins



**19 F 01** - Mobile Francesca

208

cm. 103 x 54 x 76,5 - 40<sup>1</sup>/<sub>2</sub>" x 21<sup>1</sup>/<sub>4</sub>" x 30<sup>1</sup>/<sub>8</sub>"

kg. 19,00 - lb. 41,80

**16 T 01** - Lavabo Ettore

203



**19 F 10** - Mobile Fulvia

196

cm. 72 x 52 x 45 - 28<sup>1</sup>/<sub>3</sub>" x 20<sup>1</sup>/<sub>2</sub>" x 17<sup>3</sup>/<sub>4</sub>"

kg. 12,00 - lb. 26,50

**16 T 11** - Lavabo Fulvia

199

# — Bathroom Fixtures and Accessories —



**19 F 11** - Mobile Diana

cm.81 x 55 x 80 - 31<sup>7</sup>/<sub>8</sub>" x 21<sup>2</sup>/<sub>3</sub>" x 31<sup>1</sup>/<sub>2</sub>"

kg. **18,00** - lb. **40,00**

**16 T 12** - Lavabo Diana

196

196



**19 F 13** - Mobile Atena

cm.102 x 65 x 80 - 40<sup>1</sup>/<sub>6</sub>" x 25<sup>3</sup>/<sub>5</sub>" x 31<sup>1</sup>/<sub>2</sub>"

kg. **18,00** - lb. **40,00**

**16 T 14** - Lavabo Atena

198

198

## Wash Basins



**19 F 05 - Mobile Maura**

196

cm. 52 x 54 x 29,5 - 20<sup>1</sup>/<sub>2</sub>" x 21<sup>1</sup>/<sub>4</sub>" x 11<sup>3</sup>/<sub>5</sub>"

kg. 8,00 - lb. 17,60

**16 T 02 - Lavabo Rinaldo**

185



**19 F 02 - Mobile Chiara**


196

cm. 43,5 x 54 x 29,5 - 17<sup>1</sup>/<sub>8</sub>" x 21<sup>1</sup>/<sub>4</sub>" x 11<sup>3</sup>/<sub>5</sub>"

kg. 8,00 - lb. 17,60

**16 T 04 - Lavabo Priamo**

179



**19 F 08 - Mobile Federica**

205

cm. 54 x 85 - 21<sup>1</sup>/<sub>4</sub>" x 33<sup>1</sup>/<sub>2</sub>"

kg. 15,00 - lb. 33,00

**16 T 05 - Lavabo Ulisse**

185



**19 F 12 - Mobile Circe**

153

cm. 50 x 38 x 72 - 19<sup>2</sup>/<sub>3</sub>" x 15" x 28<sup>1</sup>/<sub>3</sub>"

kg. 5,00 - lb. 11,00

**16 T 13 - Lavabo Circe**

186

# — Bathroom Fixtures and Accessories —

Product type

**MR** = Marmo

Marble

Available Colours




A



B





C



D



**19 F 15** - Mobile Ecle  **151**  
cm. 64 x 42 x 65 - 25<sup>1</sup>/<sub>5</sub>" x 16<sup>1</sup>/<sub>2</sub>" x 25<sup>3</sup>/<sub>5</sub>"  
kg. **10,00** - lb. **22,00**  
**16 MR 01** - Lavabo Thena  **197**



**19 F 14** - Mobile Nicla



143

cm. 53 x 40 x 25 - 20<sup>7/8</sup>" x 15<sup>3/4</sup>" x 10"

kg. 6,00 - lb. 13,00

**16 MR 02** - Lavabo Frida



192

# — Bathroom Fixtures and Accessories —

## Product type

**CF** = French Country

French Country Style



**19 CF 02 - Mobile Rosette**

154

cm. Ø 39 x h. 43 - Ø 15<sup>1/3</sup>" x h.17"

kg. 8,00 - lb. 17,60

**16 CF 02 - Lavabo Rosette**

170

cm. Ø 40 x h. 15 - Ø 15<sup>3/4</sup>" x h.6"

kg. 7,50 - lb. 16,50

**19 CF 04 - Mobile Oval**

154

cm. Ø 44 x 40 x h.15,5 - Ø 17<sup>1/3</sup>" x 15<sup>3/4</sup>" x h.6<sup>1/8</sup>"  
kg. 8,00 - lb. 17,60

**16 CF 04 - Lavabo Oval**

172

cm. 43 x 40 x h.15 - Ø 17" x 15<sup>3/4</sup>" x h.6"  
kg. 7,50 - lb. 16,50



**19 CF 03 - Mobile Lemon**

154

cm. Ø 30,5 x 33,5 x h.42 - Ø 12" x 13<sup>1/5</sup>" x 16<sup>1/2</sup>"  
kg. 10,00 - lb. 22,00

**16 CF 03 - Lavabo Lemon**

169

cm. Ø 32 x h.13 - Ø 12<sup>2/5</sup>" x h. 5<sup>1/8</sup>"

**23 CF 08 - Portasapone Lemon**

029

cm. Ø 12 - Ø 4<sup>3/4</sup>"

## Wash Basins



**16 CF 01** - Lavabo Cannes

cm. Ø 42 x 27x h.67 - Ø 16<sup>1/2</sup>" x 10<sup>2/5</sup>" x h.26<sup>2/5</sup>"  
kg. 30,00 - lb. 66,00

■ 205



**20 CF 01** - Mobile Nice

cm. Ø 74,5 x 54x h.84 - Ø 29<sup>1/3</sup>" x 21<sup>1/4</sup>" x h.33"  
kg. 49,00 - lb. 108,00

■ 218

# — Bathroom Fixtures and Accessories —

**20 T 02 AL - Alzata Mobile Flavia**  **130**

cm.113 x 13 x h.3 - 44<sup>1</sup>/<sub>2</sub>" x 5<sup>1</sup>/<sub>8</sub>" x h.1<sup>1</sup>/<sub>5</sub>"  
kg. **3,00** - lb. **6,60**



**20 T 02 - Mobile Flavia**

cm.118 x 59 x h.49 - 46<sup>1</sup>/<sub>2</sub>" x 23<sup>1</sup>/<sub>4</sub>" x h.19<sup>1</sup>/<sub>4</sub>"  
kg. **90,00** - lb. **198,00**

 **220**



**16 T 01 - Lavabo Ettore**


cm.88 x 55 x h.28 - 34<sup>5</sup>/<sub>8</sub>" x 21<sup>5</sup>/<sub>8</sub>" x h.11"  
kg. **30,00** - lb. **66,00**

 **203**





## Wash Basins



**16 T 11** - Lavabo Fulvia

cm. 75 x 55 x h. 25 - 30" x 21<sup>5/8</sup>" x h. 10"  
kg. 25,00 - lb. 55,00




199

# — Bathroom Fixtures and Accessories —

## 12 T 42 - Diana

cm. 80x107x4 - kg. 18,00 - lb. 39,50

161



## 16 T 12 - Lavabo Diana

cm. 81 x 55 x h. 22 - 31<sup>7/8</sup>" x 21<sup>2/3</sup>" x h. 8<sup>2/3</sup>"  
kg. 40,00 - lb. 88,00

196



**12 T 44 - Conchiglia**

cm. 84x89x4 - kg. 18,00 - lb. 40,00

146



**16 T 15 - Lavabo Conchiglia con Colonna**

cm. 62 x 48 x h. 43 - 24<sup>2/5</sup>" x 18<sup>9/10</sup>" x h. 16<sup>9/10</sup>"  
kg. 65,00 - lb. 143,00

208

# — Bathroom Fixtures and Accessories —



## 12 T 09 - Giulia

cm. 60x74x4 - kg. 22,00 - lb. 48,00

170



## 16 T 23 AL - Alzatina Giulia

cm. 68 x 15 x 2 - 26<sup>3/4</sup>" x 6" x h. 3/4"

kg. 7,00 - lb. 15,40

130



## 16 T 23 - Lavabo Giulia

cm. 78 x 56 x h. 18,5 - 30<sup>3/4</sup>" x 22" x h. 7<sup>1/4</sup>"

kg. 30,00 - lb. 66,00

173

## 16 T 24 - Colonna Lavabo Giulia

cm. 29 x 29 x h. 68 - 11<sup>2/5</sup>" x 11<sup>2/5</sup>" x h. 26<sup>3/4</sup>"

kg. 22,00 - lb. 48,50

160

# — Bathroom Fixtures and Accessories —



**16 T 14** - Lavabo Atena

cm.88 x 58 x h.23 - 34<sup>2</sup>/<sub>3</sub>" x 22<sup>7</sup>/<sub>8</sub>" x h.9"  
kg. **40,00** - lb. **88,00**

■ 198



**16 T 05** - Lavabo Ulisse

Ø 44 x h.20 - Ø 17<sup>1</sup>/<sub>3</sub>" x h.7<sup>7</sup>/<sub>8</sub>"  
kg. **17,00** - lb. **37,50**

■ 185



**16 T 13** - Lavabo Circe

Ø51 x h.18 - Ø20" x h.7"  
kg. **21,00** - lb. **46,20**

■ 186



**16 T 04** - Lavabo Priamo

Ø43 x h.25 - Ø17" x h.10"  
kg. **13,00** - lb. **28,60**

■ 179



**16 T 02** - Lavabo Rinaldo

cm.53 x 50 x h. 19 - 20<sup>7/8</sup>" x 20" x h.7<sup>1/2</sup>"  
kg. **15,00** - lb. **33,00**

■ 185



**16 T 03** - Lavabo Ruggero

Ø45 x h.20 - Ø17<sup>3/4</sup>" x h.7<sup>7/8</sup>"  
kg. **9,00** - lb. **20,00**

■ 170

# — Bathroom Fixtures and Accessories —



**16 T 18** - Lavabo Elena

Ø 41 x h.15 - 16" x h.5<sup>7/8</sup>"  
kg. 9,00 - lb. 19,82

■ 185



**16 T 25** - Lavabo Claudia

Ø 45 x h.17 - 17<sup>3/4</sup>" x h.6<sup>3/4</sup>"  
kg. 11,00 - lb. 24,22

■ 185



**16 T 22** - Lavabo Calliope

cm.60 x 58 x h.22 - 23<sup>3/5</sup>" x 22<sup>7/8</sup>" x h.8<sup>2/3</sup>"  
kg. 25,00 - lb. 55,00

■ 185





**16 T 19** - Lavabo Musa

Ø 40 x h.13 - Ø 15<sup>3/4</sup>" x h.5<sup>1/8</sup>"  
kg. 12,00 - lb. 26,40

■ 159



**16 T 06** - Lavabo Ares

cm.50 x 48 x h. 16 - 20" x 18<sup>7/8</sup>" x h.6<sup>1/3</sup>"  
kg. 18,00 - lb. 39,60

■ 164

# — Kitchen Sinks

---



## 16 T 10 AL - Alzatina Lavello Livia

cm. 101 x 18,50 x h. 3 - 39<sup>3/4</sup>" x 7<sup>1/4</sup>" x h. 1<sup>1/5</sup>"  
kg. 5,00 - lb. 11,01

■ 130



## 16 T 10 - Lavello Livia

cm. 105 x 70 x h. 27  
41<sup>1/3</sup>" x 27<sup>1/2</sup>" x h. 10<sup>3/5</sup>"  
kg. 90,00 - lb. 198,00

■ 212



**16 T 07 AL - Alzatina Lavello Caterina**


cm.73 x 21 x h.2,5 - 28<sup>3/4</sup>" x 8<sup>1/4</sup>" x h.1"  
kg. **3,00** - lb. **6,60**

▣ **130**

**16 T 07 - Lavello Caterina**

cm.92 x 66 x h.43 - 36<sup>1/4</sup>" x 26" x h.17"  
kg. **55,00** - lb. **121,00**

▣ **212**



**16 T 21 - Lavello Costanza**

cm.93 x 64 x h.44 - 36<sup>3/5</sup>" x 25<sup>1/5</sup>" x h.17<sup>1/3</sup>"  
kg. **65,00** - lb. **143,00**

▣ **212**

# Kitchen Sinks



**16 T 20 AL** - Alzatina Lavello Camilla  
 cm.105 x 14,5 x h.2,5 - 41<sup>1/3</sup>" x 5<sup>2/3</sup>" x h.1"  
 kg. 5,00 - lb. 11,01

130

**16 T 20** - Lavello Camilla

cm.105 x 70 x h.35 - 41<sup>1/3</sup>" x 27<sup>1/2</sup>" x h.13<sup>3/4</sup>"  
 kg. 57,00 - lb. 125,40

212



**16 T 09** - Lavello Rettangolare Decorato

cm.74 x 45 x h.26 - 29<sup>1/8</sup>" x 17<sup>3/4</sup>" x h.10<sup>1/4</sup>"  
 kg. 32,00 - lb. 70,40

185



**16 T 08** - Lavello Rettangolare

cm.75 x 44 x h.25 - 29<sup>1/5</sup>" x 17<sup>1/3</sup>" x h.10"  
 kg. 30,00 - lb. 66,40

182



**19 F 09** - Staffa Rettangolare

cm.38 x 38 x 4 - 15" x 15" x h.1<sup>1/2</sup>"

138

**16 T 27 AL - Alzatina Lavello Clara**

cm. 100 x 30 x h.2 - 40 x 11<sup>7/8</sup>" x h.<sup>7/8</sup>"

kg. **11,00** - lb. **24,20**

■ **130**



**16 T 27 - Lavello Clara**

cm. 100 x 64 x h.16,5 - 40 x 25<sup>1/5</sup>" x h.6<sup>1/2</sup>"

kg. **95,00** - lb. **209,00**

■ **212**

**16 T 26 AL - Alzatina Lavello Ambra**

cm. 119 x 24,5 x h.2 - 46<sup>4/5</sup>" x 9<sup>3/4</sup>" x h.<sup>7/8</sup>"

kg. **8,00** - lb. **17,60**

■ **130**



**16 T 26 - Lavello Ambra**

cm. 119 x 61 x h.20 - 46<sup>4/5</sup>" x 24" x h.8"

kg. **130,00** - lb. **286,00**

■ **218**

# – Kitchen Sinks

## Product type

**PS** = Petra Stone

Petra stone

## Available Colours



**NB**



**W**



**PM**



**19 F 16** - Mobile Petra

151

**16 PS 01** - Lavabo Petra

cm.62,5 x 44 x h.16,5 - 24<sup>3/5</sup>" x 17<sup>1/3</sup>" x h.6<sup>1/2</sup>"  
kg. 41,00 - lb. 90,00

197



**16 PS 01** - Lavabo Petra

197



**16 PS 02 - Lavello Roccia**

cm.69 x 49 x h.18 - 28<sup>1/5</sup>" x 20" x h.7<sup>1/8</sup>"  
kg. 55,00 - lb. 120,00

■ 200

# — Shower Plate

---



**08 T 01** - Piatto Doccia 90  
cm. 90 x 90 x h.10 - 35 1/2" x 35 1/2" x 4  
kg. 105 - lb. 231

■ 200

**08 T 02** - Piatto Doccia 75  
cm. 90 x 75 x h.10 - 35 1/2" x 30" x 4  
kg. 75 - lb. 165

■ 194



**08 T 03** - Piatto Doccia Angolo  
cm. 90 x 90 x h.10 - 35 1/2" x 35 1/2" x 4  
kg. 85 - lb. 187

■ 203



# Bathroom Accessories


## Serie Roma



**23 T 19 - Mensola ang.**

cm. 20 x 20 - 8" x 8"  
kg. 2,50 - lb. 5,50

045



**23 T 21 - Porta rotolo**

cm. 20 x 9 - 8" x 3 1/4"  
kg. 1,50 - lb. 3,30


045



**23 T 20 - Portasapone**

cm. 26 x 10 - 10 1/4" x 4"  
kg. 1,25 - lb. 2,80

045



**23 T 22 - Porta asciugamano**

cm. 10 x 60 - 4" x 24"  
kg. 1,50 - lb. 3,30

058

## Serie Bagella



**23 T 04 - Mensola ang.**

cm. 17x 17 - 6 2/3" x 6 2/3"  
kg. 2,00 - lb. 3,30

045



045

**23 T 01 - Portasapone**

cm. 20x 9 - 8" x 3 1/4"  
kg. 1,00 - lb. 2,20



032

**23 T 05 - Appendino**

cm. Ø 8 - Ø 3 1/8"  
kg. 0,50 - lb. 1,10



**23 T 02 - Portacarta**

cm. 21x 13 - 8 1/4" x 5 1/8"  
kg. 1,00 - lb. 2,20

045



**23 T 03 - Porta asciugamano**

cm. Ø 8 x 60 - Ø 3 1/8" x 24"  
kg. 1,50 - lb. 3,30

058

# Bathroom Accessories

## Serie Lineare



**23 T 10 - Porta rotolo**  
cm. 20 x 10 - 8" x 4"  
kg. 1,00 - lb. 2,20

045



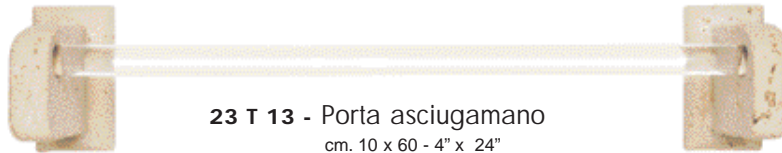
**23 T 11 - Porta sapone**  
cm. 20 x 10 - 8" x 4"  
kg. 1,00 - lb. 2,20

045



**23 T 12 - Appendino**  
cm. 5 x 10 - 2" x 4"  
kg. 0,20 - lb. 0,44

032



**23 T 13 - Porta asciugamano**  
cm. 10 x 60 - 4" x 24"  
kg. 1,50 - lb. 3,30

058

## Serie Conchiglia



**23 T 14 - Mensola ang.**  
cm. 16 x 16 - 6 1/3" x 6 1/3"  
kg. 2,50 - lb. 5,50

052



**23 T 16 - Porta rotolo**  
cm. 20 x 9 - 8" x 3 1/2"  
kg. 1,00 - lb. 2,20

045



**23 T 15 - Porta sapone**  
cm. 18 x 12 - 7" x 4 3/4"  
kg. 1,00 - lb. 2,20

045



**23 T 17 - Porta asciugamano**  
cm. Ø 8 x 60 - Ø 3 1/8" x 24"  
kg. 1,50 - lb. 3,30

058



**23 T 18 - Appendino**  
cm. Ø 8 x 10 - Ø 3 1/8" x 4"  
kg. 0,50 - lb. 1,10

032

# Swimming Pool



# — Pool Copings

---

Product type

**T** = Travertino

Travertine Marble


Available Colours



**A**



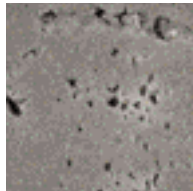
**B**




**C**




**D**



**E**



**F**



**H**



**K**




**24 T 32** - cm.10 x 30 x h.3,5  
 inch. 4" x 12" x h.1 3/8"  
 kg. 2,20 - lb. 4,84

■ 037

**24 T 33** - cm.45 x 30 x h.3,5  
 inch. 17 3/4" x 12" x h.1 3/8"  
 kg. 9,00 - lb. 20,00

■ 058



**24 T 34** - cm.10 x 30 x h.3,5  
 inch. 4" x 12" x h.1 3/8"  
 kg. 2,20 - lb. 4,84

■ 035

**24 T 35** - cm.45 x 30 x h.3,5  
 inch. 17 3/4" x 12" x h.1 3/8"  
 kg. 9,00 - lb. 20,00

■ 057




**24 T 36** - cm.10 x 30 x h.3  
 inch. 4" x 12" x h.1 1/4"  
 kg. 2,00 - lb. 4,40

■ 035

**24 T 37** - cm.45 x 30 x h.3  
 inch. 17 3/4" x 12" x h.1 1/8"  
 kg. 8,00 - lb. 17,60

■ 057

# Pool Copings



**24 T 38 AI** - cm.20 x 20 x h.1,5  
 inch. 8" x 8" x h. 5/8"  
 kg. 0,45 - lb. 0,99  
 ■ 024

**24 T 38 AE** - cm.20 x 20 x h.1,5  
 inch. 8" x 8" x h. 5/8"  
 kg. 0,50 - lb. 1,10  
 ■ 024

**24 T 38** - cm.10 x 20 x h.1,5  
 inch. 4" x 8" x h. 5/8"  
 kg. 0,35 - lb. 0,77  
 ■ 024

Available Colours



**24 T 39 H** - cm.45 x 30 x h.3  
 inch. 17 3/4" x 12" x h.1 1/4"  
 kg. 9,00 - lb. 20,00  
 ■ 057

**24 T 40 K** - cm.45 x 30 x h.3  
 inch. 17 3/4" x 12" x h.1 1/4"  
 kg. 9,00 - lb. 20,00  
 ■ 057

# Fountain Outlets

Available Colours



A



**24 T 31** - cm. 83 x 72 x 20  
inch. 32 2/3" x 28 1/3" x h. 8"  
kg. 31,00 - lb. 68,43

192



# Hand holds

Available Colours



A




**24 T 23**  
cm. 28,5 x 15 x h. 14  
inch. 11 1/4" x 4" x h. 5 1/2"  
kg. 3,50 - lb. 7,70


087

# Hand holds


## Available Colours



A



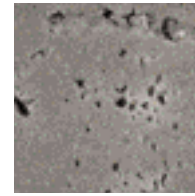
B




C



D




E



F



H



K



24 T 17



cm.15x15xh.6 - inch. 6" x 6" x h.1 1/8"  
kg. 0,35 - lb. 0,77



24 T 18



cm.15x15xh.6 - inch. 6" x 6" x h.1 1/8"  
kg. 0,35 - lb. 0,77



24 T 19



cm.15x15xh.6 - inch. 6" x 6" x h.1 1/8"  
kg. 0,35 - lb. 0,77



24 T 20



cm.15x15xh.6 - inch. 6" x 6" x h.1 1/8"  
kg. 0,35 - lb. 0,77



24 T 21



cm.15x15xh.6 - inch. 6" x 6" x h.1 1/8"  
kg. 0,35 - lb. 0,77



24 T 22



cm.15x15xh.6 - inch. 6" x 6" x h.1 1/8"  
kg. 0,55 - lb. 1,20



24 T 27



cm.15x15xh.6 - inch.6" x 6" x h.1 1/8"  
kg. 2,00 - lb. 4,40



24 T 28



cm.15x15xh.6 - inch. 6" x 6" x h.1 1/8"  
kg. 0,40 - lb. 0,88



24 T 29



cm.15x15xh.6 - inch. 6" x 6" x h.1 1/8"  
kg. 1,50 - lb. 3,30



# Fountain Outlets



24 T 14  
 048

Ø 20 x 2 - inch. 8" x h. 3/4"  
 kg. 1,00 - lb. 2,20



24 T 15  
 048

Ø 20 x 4 - inch. 8" x h.1 5/8"  
 kg. 1,00 - lb. 2,20



24 T 16  
 048

Ø 20 x 3 - inch. 8" x h.1 1/4"  
 kg. 0,60 - lb. 1,32



24 T 24  
 048

cm. 16 x 16 x h.4 - inch. 6 1/4" x 6 1/4" x h.1 5/8"  
 kg. 1,10 - lb. 2,42



24 T 26  
 048

cm. 11,5 x 11,5 x h.4 - inch. 4 1/2" x 4 1/2" x h.1 5/8"  
 kg. 0,70 - lb. 1,54



24 T 25  
 048

cm. 13 x 13 x h.2,5 - inch.5 1/8" x 5 1/8" x h.1"  
 kg. 0,90 - lb. 1,98



24 T 08  
 048

cm.16 x 19 x h.11 - inch. 6 1/4" x 7 1/2" x h.4 3/8"  
 kg. 1,50 - lb. 3,30




24 T 30  
 048


cm.15 x 15 x h.6 - inch. 6" x 6" x h.1 1/8"  
 kg. 2,00 - lb. 4,40

# Palm Series

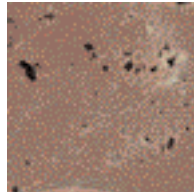
## Available Colours



**A**



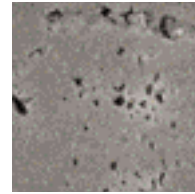
**B**




**C**



**D**



**E**



**F**



**H**



**K**

cm. 10 x 3  
inch. 4" x 1 1/4"

kg. 0,20  
lb. 0,44

**24 T 41**

018

**24 T 11**

**24 T 42**

018

**24 T 12**

**24 T 10**

cm. 20 x 30 - inch. 8" x 12"

kg. 0,45 - lb. 0,99

048

**24 T 09**

cm. 20 x 30 - inch. 8" x 12"

kg. 0,45 - lb. 0,99

048

cm. 20 x 30  
inch. 8" x 12"

kg. 0,40  
lb. 0,88

048

cm. 20 x 11 - inch. 8" x 4 3/8"

kg. 0,20 - lb. 0,44

035

# Sirene Series

24 T 06



cm. 30 x 15 - inch. 12" x 6"  
kg. 1,00 - lb. 2,20

063

24 T 07



cm. 15 x 15 - inch. 6" x 6"  
kg. 0,45 - lb. 0,99

048

24 T 05



cm. 15 x 15 - inch. 6" x 6"  
kg. 0,45 - lb. 0,99

030

24 T 02



cm. 30 x 5 - inch. 12" x 3" - kg. 0,40 - lb. 0,88

024

24 T 01



cm. 15 x 7,5 - inch. 6" x 3"  
kg. 0,20 - lb. 0,44

018

24 T 04



cm. 7,5 x 7,5 - inch. 3" x 3"  
kg. 0,10 - lb. 0,22

018

24 T 03



cm. 7,5 x 7,5 - inch. 3" x 3"  
kg. 0,10 - lb. 0,22

018



# — Hand holds

---

Product type


**GA** = Galvanico

Metal

Available Colours



**G=Gold**



**S=Silver**




**24 GA 23 G**

 **120**

cm.28,5 x 15 x h.14 - inch. 11 1/4" x 4" x h. 5 1/2"  
kg. 2,20 - lb. 4,84


# Fountain Outlets



**24 GA 08 S**  
 **083**


cm. 16 x 19 x h. 11 - inch. 6 1/4" x 7 1/2" x h. 4 3/8"  
 kg. 1,50 - lb. 3,00



**24 GA 08 G**  
 **083**


cm. 16 x 19 x h. 11 - inch. 6 1/4" x 7 1/2" x h. 4 3/8"  
 kg. 1,50 - lb. 3,00



**24 GA 16 G**  
 **071**


Ø 20 x 3 - inch. 8" x 1 1/4"  
 kg. 0,60 - lb. 1,32



**24 GA 24 G**  
 **077**

cm. 16 x 16 x h. 4 - inch. 6 1/4" x 6 1/4" x h. 1 5/8"  
 kg. 1,10 - lb. 2,42



**24 GA 26 G**  
 **058**

cm. 11,5 x 11,5 x h. 4 - inch. 4 1/2" x 4 1/2" x h. 1 5/8"  
 kg. 0,70 - lb. 1,54



**24 GA 25 G**  
 **063**

cm. 13 x 13 x h. 2,5 - inch. 5 1/8" x 5 1/8" x h. 1"  
 kg. 1,00 - lb. 2,20


# — Pool Copings

Product type


**CT** = Cotto

Terracotta


Available Colours



**L**



**M**



**N**

**24 CT 32**

cm.10 x 30 x h.3,5 - inch. 4" x 12" x h.1 3/8"

kg. 2,20 - lb. 4,84



043



**24 CT 38**

cm.10 x 20 x h.1,5 - inch. 4" x 8" x h. 5/8"  
 kg. 0,45 - lb. 0,99

■ 030

## — Hand holds

**24 CT 27**

cm. 10 x 10 x h 6  
 inch. 4" x 4" x h 2 3/8"  
 kg. 0,35 - lb. 0,77

■ 055



## — Fountain Outlets

**24 CT 14**

Ø.20 x 2  
 inch. 8" x 3/4"  
 kg. 1,10 - lb. 2,42

■ 055



